



FACTS AT A GLANCE

MRRM START IN NIGER

- 2015

ASSISTED MIGRANTS

- More than 96,100 migrants

PROFILE OF MIGRANTS

- 89 % men
- 5% women
- 6 % children < 18 ans
- Average age : 25 years

PROTECTION

- More than 640 victims of trafficking assisted
- More than 1,550 unaccompanied migrant children assisted

MEDICAL ASSISTANCE

- More than 149,500 medical consultations
- More than 4,300 referred to health structures

The **Migrant Response and Resources Mechanism (MRRM)** provides migrants who decide to return to their country of origin with voluntary return assistance in safe and dignified conditions. It also assists returning migrants with sustainable reintegration.

This document provides a monthly overview of the main activities implemented by the IOM mission in Niger since 2015 within the framework of the Migrant Response and Resources Mechanism (MRRM).

The MRRM is comprised of seven pillars :

- 1) Direct assistance to migrants in transit,
- 2) Assisted voluntary return,
- 3) Reintegration assistance,
- 4) Protection (children, women, victims of trafficking),
- 5) Awareness-raising,
- 6) Search and rescue, and
- 7) Migratory flow monitoring.



The MRRM, in addition to facilitating the safe and dignified return of migrants to their areas of origin, works closely with IOM's Migration Governance Unit and Community Stabilization Programme to support the Nigerien government's efforts to develop a more effective approach to addressing migration challenges and to strengthen resilience, development and peace in the migrants' areas of origin.

The following pages will provide you with data and statistics of the most important MRRM indicators.

FACTS PER PILLAR

1 Direct assistance to migrants in transit

Direct assistance to migrants in transit is provided in IOM's seven transit centres. This assistance consists of: shelter, food, non-food kits, medical care, and psychosocial support.



Total number of migrants assisted in transit centres between 2016-2023

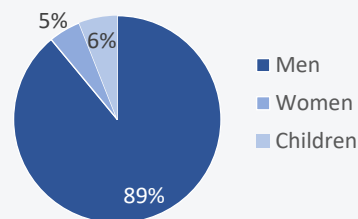
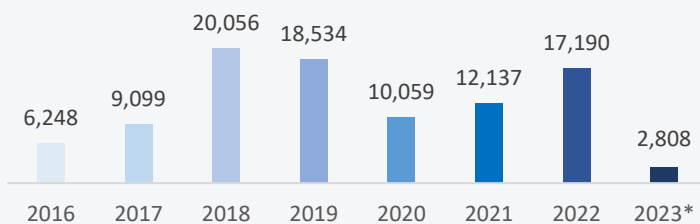
96,131



Total number of new migrants profiled and admitted in the 7 transit centres

Between 2016 and 2023

849*
March 2023

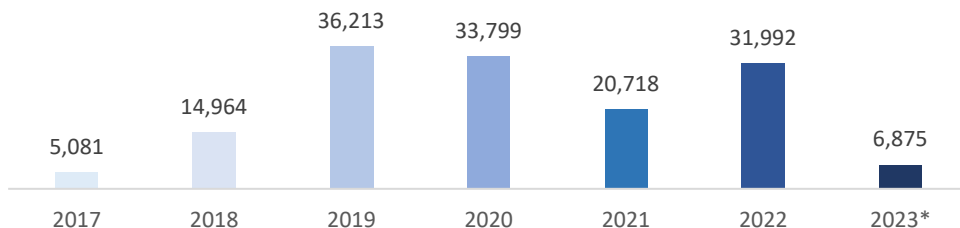


Total number of medical consultations in transit centres

149,642

2017 - 2023

1,691*
March 2023

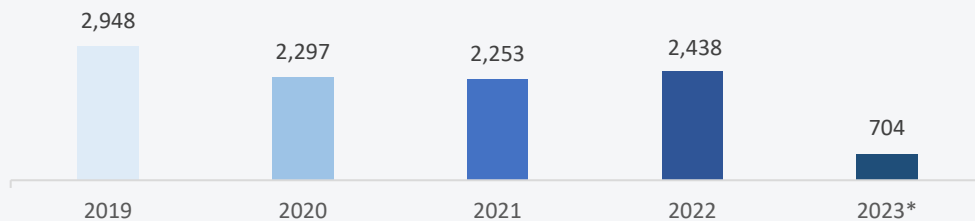


Total number of consultations with a psychologist in transit centres

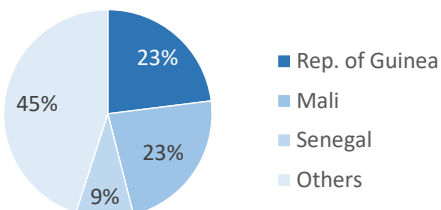
10,640

2019 - 2023

250*
March 2023



Main nationalities assisted at transit centres between 2016 and 2023



Provenance of migrants assisted in transit centres **

Provenance	2016	2017	2018	2019	2020	2021	2022	2023
Algeria Axis	40%	29%	72%	81%	81%	75%	82%	82%
Libya Axis	7%	13%	4%	17%	1%	2%	2%	2%
Others	53%	57%	24%	2%	18%	23%	16%	16%
Total	100%	100%	100%	100%	100%	100%	100%	100%

Algeria Axis: Assamaka/Arlit; Libya Axis: Dirkou; Others: Niamey



*New migrants profiled ---- **Last country/axis from which migrants come before entering transit centres.

FACTS PER PILLAR

2 Assisted voluntary return

Migrants in distress are assisted in their voluntary return to their country and/or area of origin. The return is by land or air and includes assistance in obtaining their travel documents.



Total number of **non-Nigerien** and **Nigerien** migrants assisted to voluntary return to their country of origin between 2016-2023

91,175



Total number of **non-Nigerien migrants** returned to their countries of origin

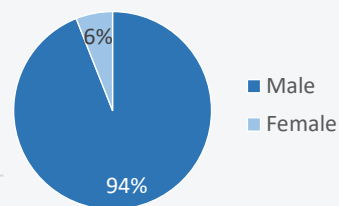
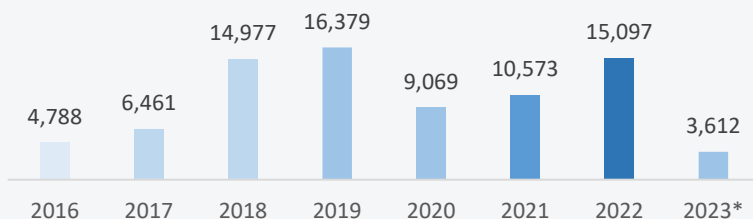
Between 2017 and 2023

80,956

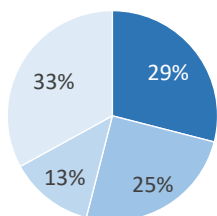
2016 - 2023

1,459*

March 2023



Percentage of non-Nigerien migrants assisted with voluntary return by nationality

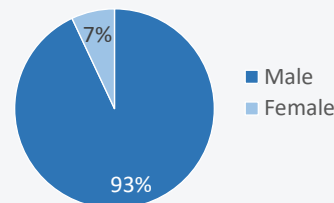
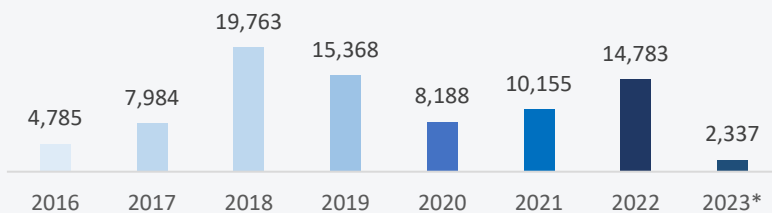


Total number of non-Nigerien migrants arriving at the transit centre without travel documents

Between 2016 and 2023

689*

March 2023



Total number of Nigerien migrants returned to Niger

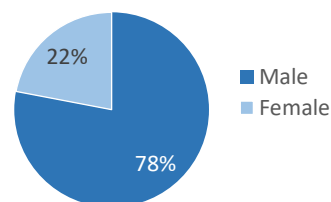
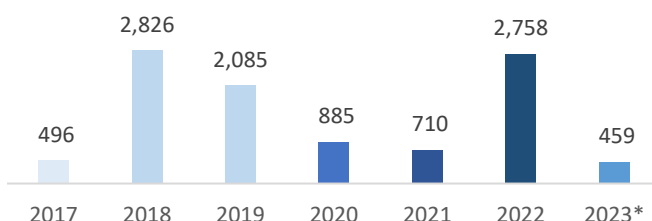
Between 2017 and 2023

10,219

2017 - 2023

332*

March 2023



Ministry of Foreign Affairs of the Netherlands



Ministry of Foreign Affairs of Italy



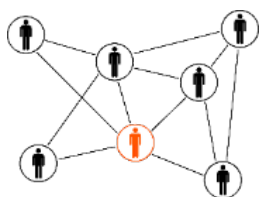
AMBASSADE ROYALE DU DANEMARK Danida



FACTS PER PILLAR

3 Reintegration assistance

Reintegration aims to address the economic, social and psychosocial needs of returning migrants and to promote the participation of returning communities in reintegration planning.



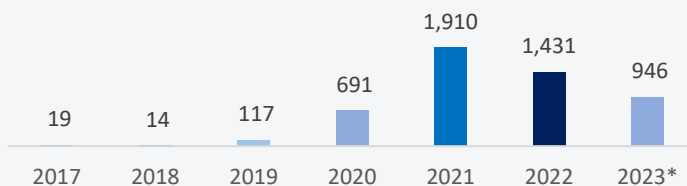
Total number of Nigerien migrants reintegrated between 2017-2023

5,128

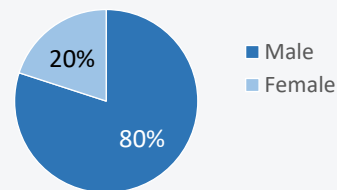


Total number of Nigerien migrants reintegrated between 2017 and 2023

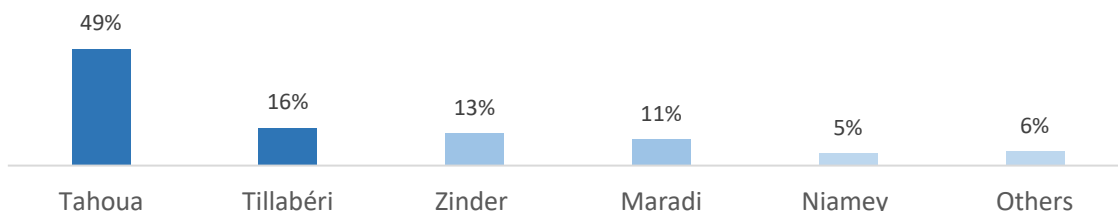
261*
March 2023



Between 2017 and 2023



Percentage of Nigerien migrants reintegrated by region of origin between 2017 and 2023



FACTS PER PILLAR

4 Protection

The MRRM strengthens protection mechanisms for migrants along the main migration routes in Africa, while ensuring that their rights are respected and that they have access to basic services.



Total number of vulnerable migrants assisted between 2017 and 2023*

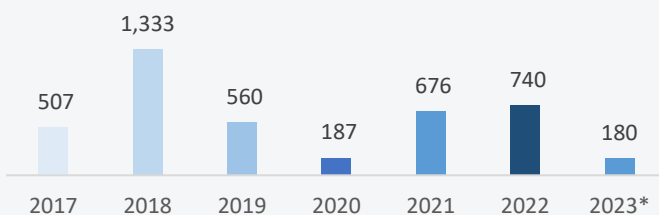
6,368



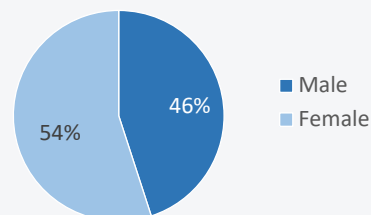
Total number of accompanied migrant children assisted



57*
March 2023



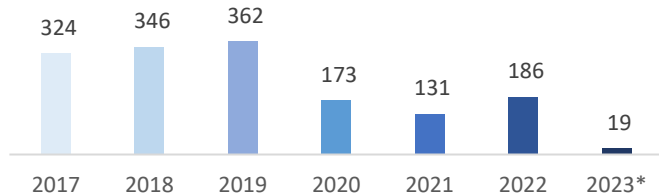
Between 2017 and 2023



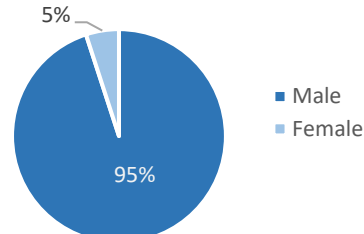
Total number of unaccompanied migrant children assisted



00*
March 2023



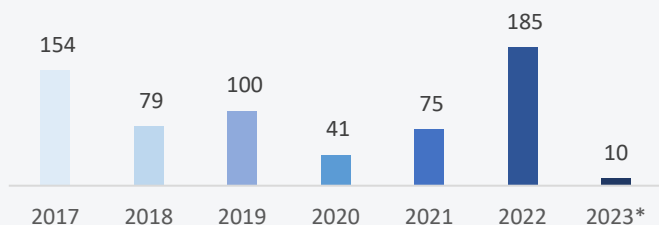
Between 2017 and 2023



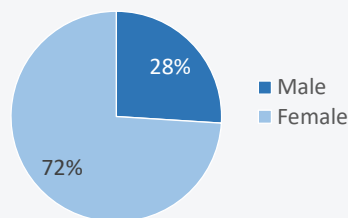
Total number of victims of trafficking assisted



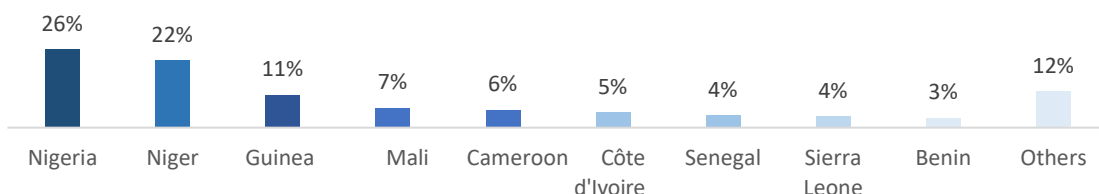
00*
March 2023



Between 2017 and 2023



Percentage of vulnerable migrants assisted by nationality between 2017 and 2023



*Cumulative data of accompanied and unaccompanied children and victims of trafficking assisted in transit centres.

FACTS PER PILLAR

5 Awareness-raising
Awareness-raising activities on the risks of irregular migration and its alternatives are implemented through orientation offices (BEO) and community mobilizers (MobComs).



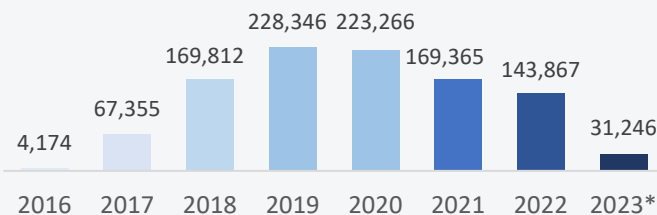
Total number of people sensitized on the risks of irregular migration between 2016 and 2023

1,037,431*

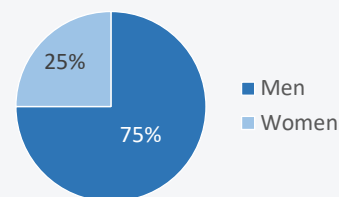


Total number of people sensitized on the risks of irregular migration and social cohesion*

9,233*
March 2023



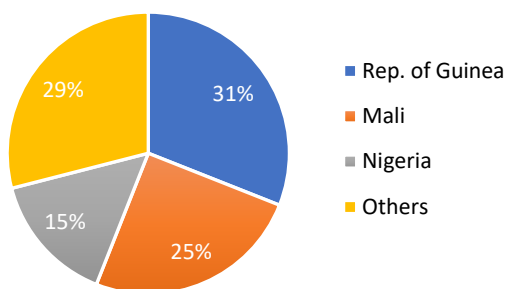
Between 2016 and 2023



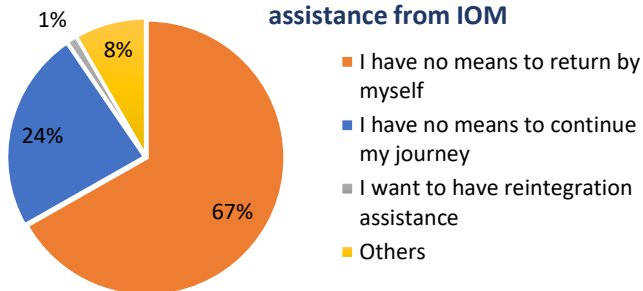
INDICATORS ON MIGRATORY ROUTES

Cumulative data from March 2022

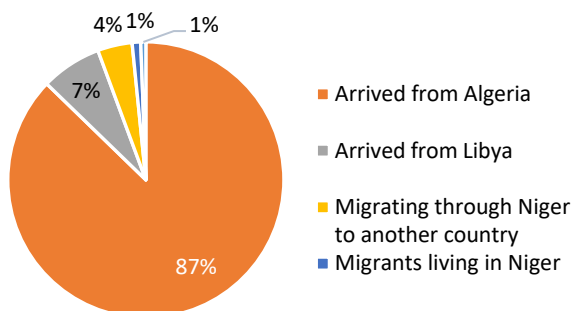
Migrants interviewed by nationality



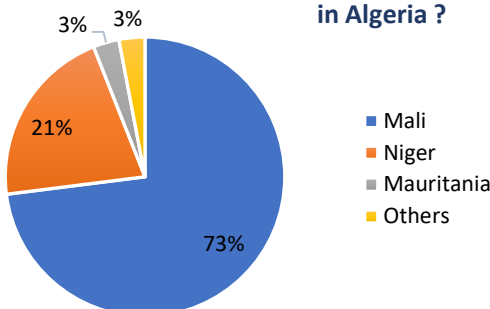
Main reasons for requesting return assistance from IOM



How the migrant arrived in Niger ?



What was the last country crossed to arrive in Algeria ?



Question asked to migrants arriving from Algeria



*Migrants and non-migrants sensitized in different places, including transit centres.

FACTS PER PILLAR

6

Search and Rescue

MRRM assists migrants in distress in the desert through reactive and proactive humanitarian search and rescue (SAR) operations in the Agadez region.



Number of people rescued in SAR missions between 2016 and 2023

2,891

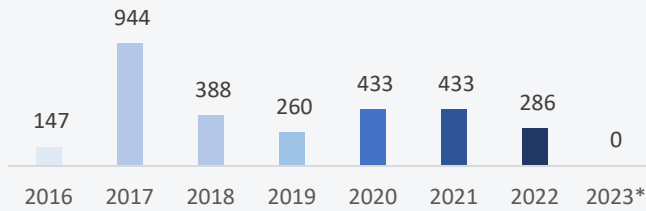


Total number of people rescued in SAR missions

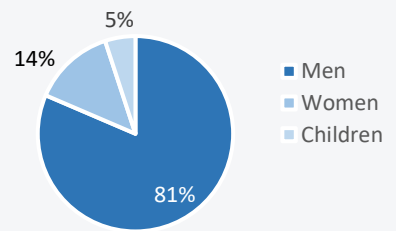


00*

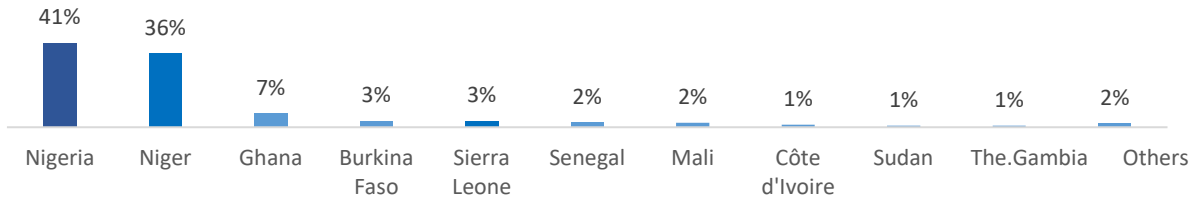
February 2023



Between 2019 and 2023



Percentage of people rescued in SAR missions by nationality between 2017 and 2023



FACTS PER PILLAR

7 Migratory flow monitoring

The MRRM, through focal points monitoring migratory flows in several areas of the country, observes migratory trends in order to better focus and structure its humanitarian actions.



Total number of migrants leaving and arriving in Niger between 2017-2023

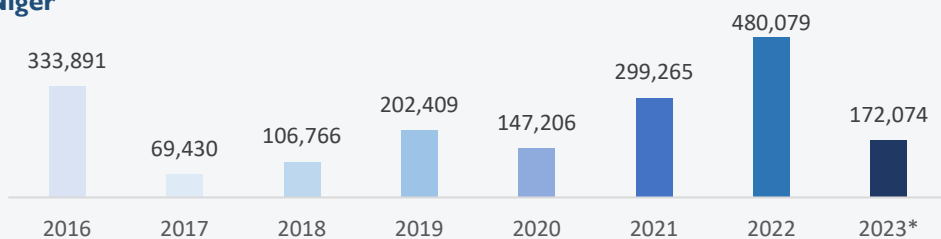
3,220,575



Total number of migrants leaving Niger

76,774*

March 2023



Total number of migrants arriving in Niger

68,445*

March 2023

