



FACTS AT A GLANCE

MRRM START IN NIGER

- 2015

ASSISTED MIGRANTS

- More than 102,000 migrants

PROFILE OF MIGRANTS

- 89% men
- 5% women
- 6% children < 18 ans
- Average age : 25 years

PROTECTION

- More than 640 victims of trafficking assisted
- More than 1,580 unaccompanied children assisted

MEDICAL ASSISTANCE

- More than 158,250 medical consultations
- More than 4,590 referred to health structures

The **Migrant Response and Resources Mechanism (MRRM)** provides migrants who decide to return to their country of origin with voluntary return assistance in safe and dignified conditions. It also assists returning migrants with sustainable reintegration.

This document provides a monthly overview of the main activities implemented by the IOM mission in Niger since 2015 within the framework of the Migrant Response and Resources Mechanism (MRRM).

The MRRM is comprised of seven pillars:

- 1) Direct assistance to migrants in transit,
- 2) Assistance to voluntary return,
- 3) Reintegration assistance,
- 4) Protection (children, women, victims of trafficking),
- 5) Awareness raising,
- 6) Search and rescue, and
- 7) Migratory flow monitoring.



The MRRM, in addition to facilitating the safe and dignified return of migrants to their areas of origin, works closely with IOM's Migration Governance Unit and Community Stabilization Programme to support the Nigerien government's efforts in developing a more effective approach to addressing migration challenges and strengthening resilience, development and peace in the migrants' areas of origin.

The following pages will provide you with data and statistics on the most important MRRM indicators.

FACTS PER PILLAR

1 Direct assistance to migrants in transit

Direct assistance to migrants in transit is provided at IOM's seven transit centres. This assistance includes shelter, food, non-food kits, medical care, and psychosocial support.



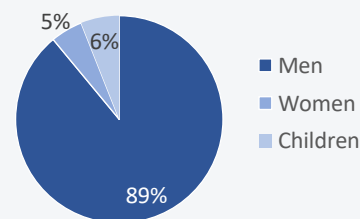
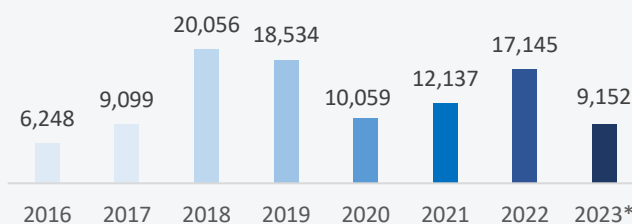
Total number of migrants assisted in transit centres between 2016 and 2023

102,430

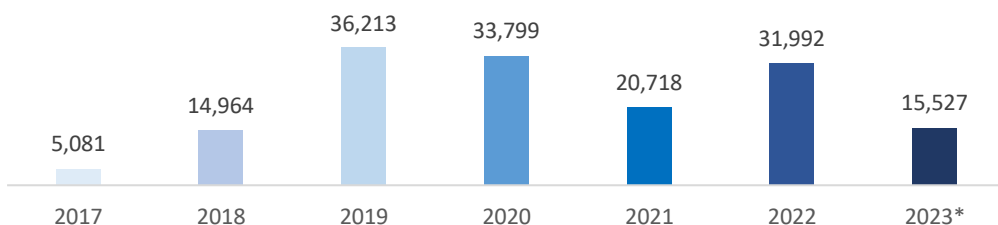


Total number of migrants assisted in the 7 transit centres

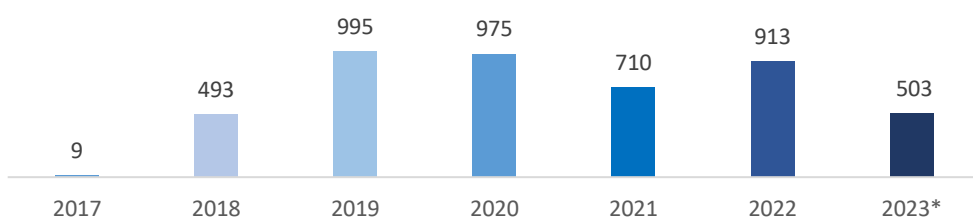
Between 2016 and 2023



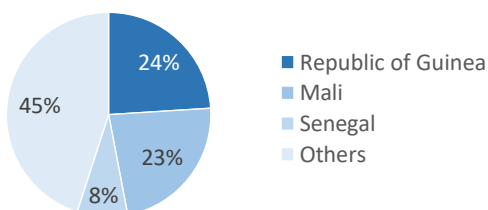
Total number of medical consultations in transit centres



Total number of medical referrals from transit centres to other facilities



Main nationalities assisted at transit centres between 2016 and 2023



Provenance of migrants assisted in transit centres **

Provenance	2016	2017	2018	2019	2020	2021	2022	2023
Algeria Axis	40%	29%	72%	81%	81%	75%	82%	88%
Libya Axis	7%	13%	4%	17%	1%	2%	2%	2%
Others	53%	57%	24%	2%	18%	23%	16%	10%
Total	100%	100%	100%	100%	100%	100%	100%	100%

Algeria Axis: Assamaka/Arlit; Libya Axis: Dirkou; Others: Niamey Region



*New migrants profiled ---- **Last country/axis from which migrants come before entering transit centres.

FACTS PER PILLAR

2 Assistance to voluntary return

Migrants in distress are assisted in their voluntary return to their country and/or area of origin. The return is by land or air and includes assistance in obtaining their travel documents.



Total number of **non-Nigerien** and **Nigerien** migrants assisted in voluntary return to their countries of origin between 2016 and 2023

96,779



Total number of **non-Nigerien migrants** returned to their countries of origin

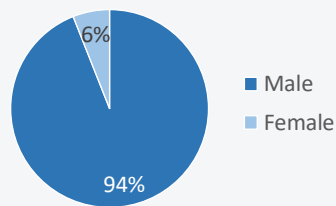
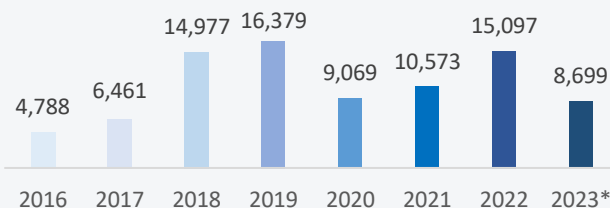
Between 2017 and 2023

86,043

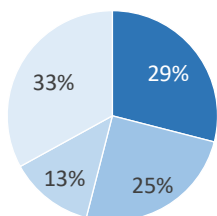
2016 - 2023

1,456*

July 2023

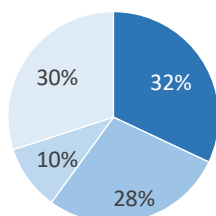


Percentage of non-Nigerien migrants assisted in voluntary return by nationality



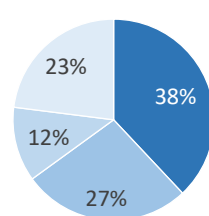
2021

- Republic of Guinea
- Mali
- Sierra Leone
- Others



2022

- Mali
- Republic of Guinea
- Sierra Leone
- Others



2023

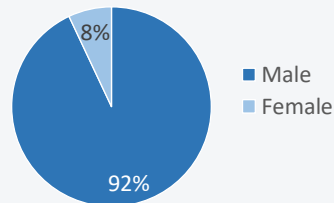
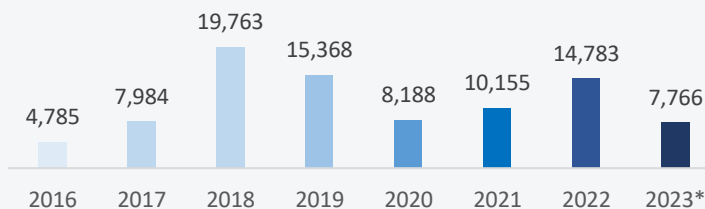
- Republic of Guinea
- Mali
- Nigeria
- Others

Total number of non-Nigerien migrants arriving at the transit centre without travel documents

Between 2016 and 2023

1,480*

July 2023



Total number of Nigerien migrants returned to Niger

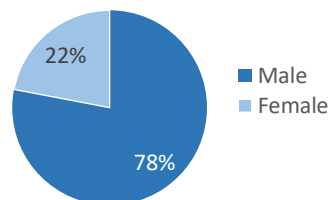
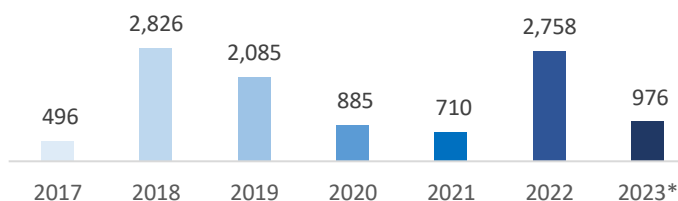
Between 2017 and 2023

10,736

2017 - 2023

13*

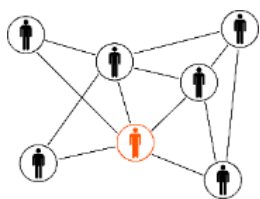
July 2023



FACTS PER PILLAR

3 Reintegration assistance

Reintegration aims to address the economic, social and psychosocial needs of returning migrants and to promote the participation of returning communities in reintegration planning.



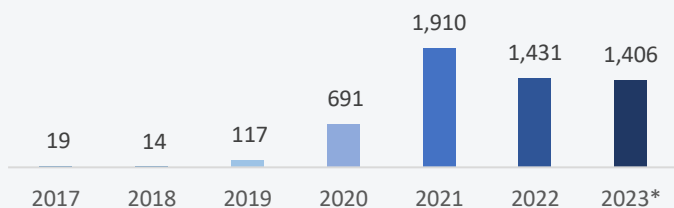
Total number of Nigerien migrants reintegrated between 2017 and 2023

5,588

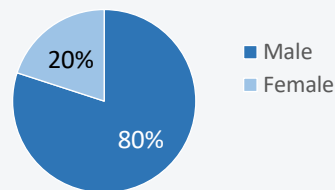


Total number of Nigerien migrants reintegrated between 2017 and 2023

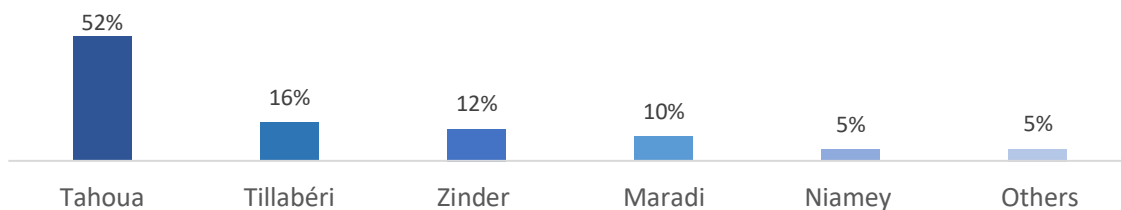
63*
July 2023



Between 2017 and 2023



Percentage of Nigerien migrants reintegrated by region of origin between 2017 and 2023



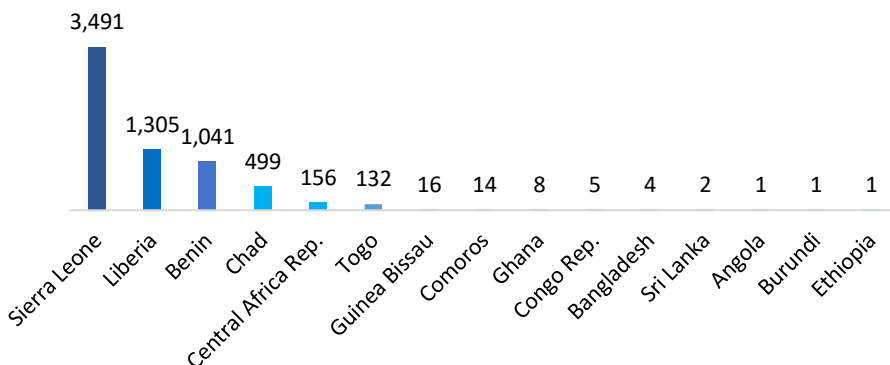
Total number of non-EUTF migrants reintegrated between 2017 and 2023

6,676

2017 - 2023

156*
July 2023

Total number of reintegrated non-EUTF migrants by country



FACTS PER PILLAR

4 Protection

The MRRM strengthens protection mechanisms for migrants along the main migration routes in Africa, while ensuring that their rights are respected and that they have access to basic services.



Total number of vulnerable migrants assisted between 2017 and 2023*

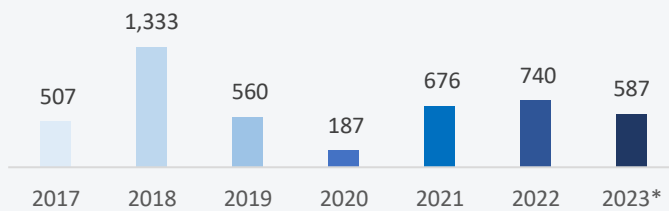
6,820



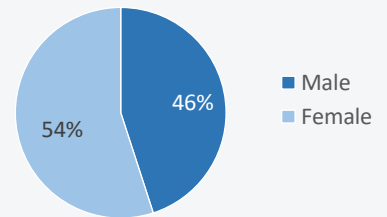
Total number of accompanied children assisted



108*
July 2023



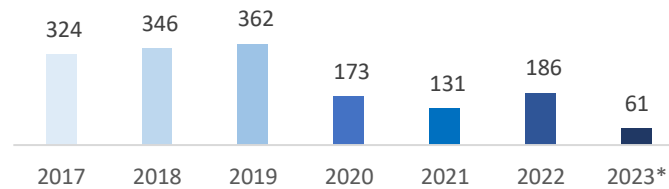
Between 2017 and 2023



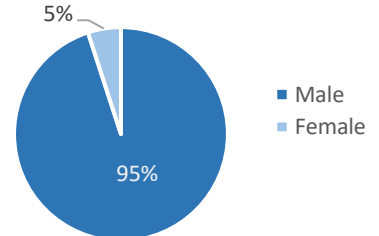
Total number of unaccompanied children assisted



00*
July 2023



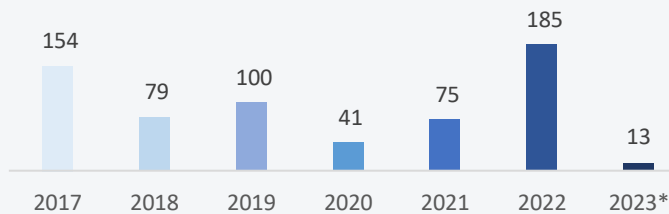
Between 2017 and 2023



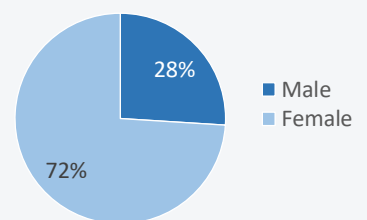
Total number of victims of trafficking assisted



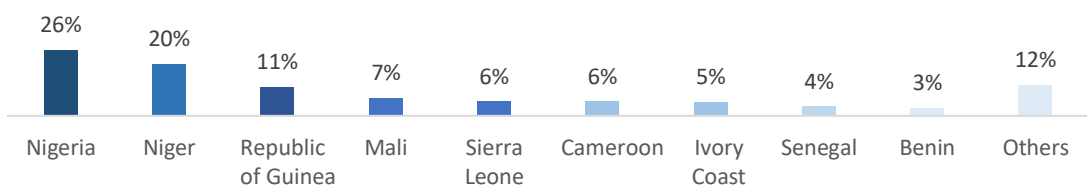
01*
July 2023



Between 2017 and 2023



Percentage of vulnerable migrants assisted by nationality between 2017 and 2023



*Cumulative data of accompanied and unaccompanied children and victims of trafficking assisted in transit centres.

FACTS PER PILLAR

5 Protection / MHPSS (Continued)

The MRRM pays particular attention to strengthening the well-being of migrants and improving their mental health through mental health and psychosocial support (MHPSS) activities.

Total number of mental health activities carried out between 2019 and 2023



15,605

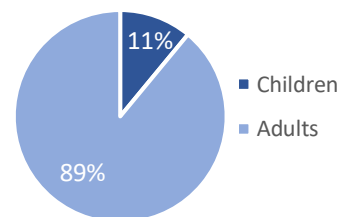
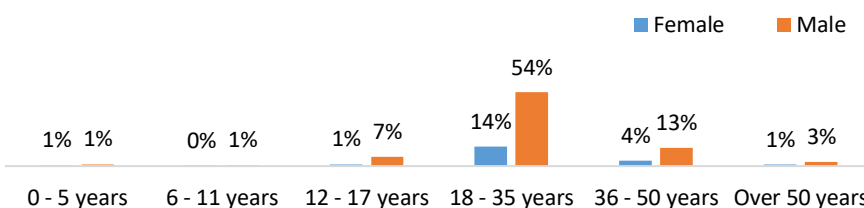


Total number of migrants receiving individual MHPSS support between 2020 and 2023

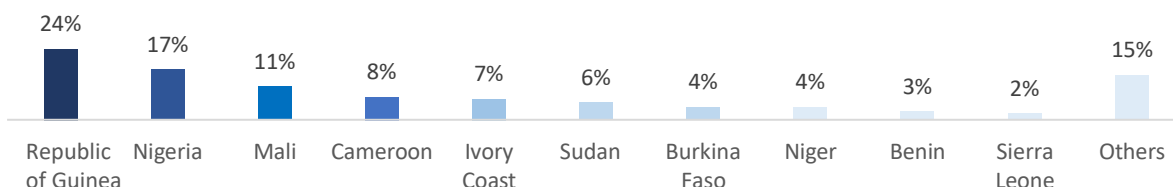
814

2020 - 2023

128*
July



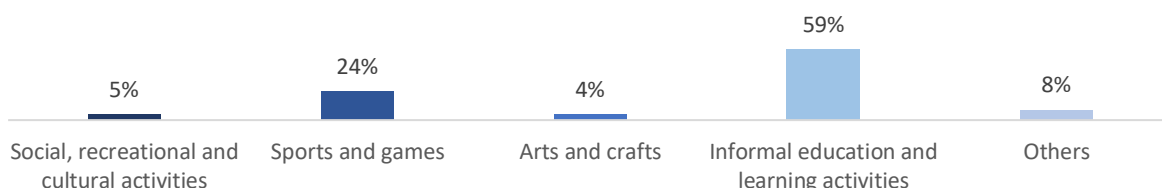
Main nationalities of migrants receiving individual MHPSS support



Total number of psychosocial support activities carried out between 2019 and 2023

25,761

Breakdown of types of psychosocial support activities carried out during the month of June



*Cumulative data of accompanied and unaccompanied children and assisted trafficking victims in transit centres.

FACTS PER PILLAR

6

Awareness raising

Awareness-raising activities on the risks of irregular migration and its alternatives are implemented through orientation offices (BEO) and community mobilizers (MobComs).



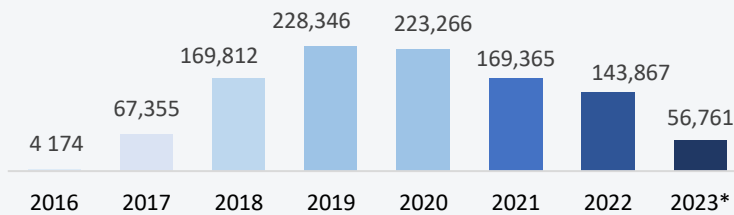
Total number of people sensitized on the risks of irregular migration between 2016 and 2023

1,062,946*

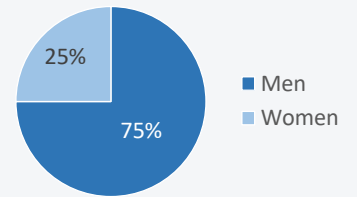


Total number of people sensitized on the risks of irregular migration*

6,022*
July 2023



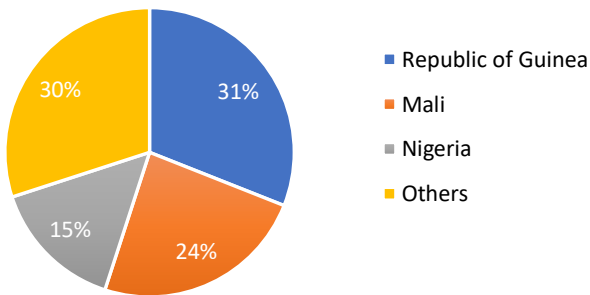
Between 2016 and 2023



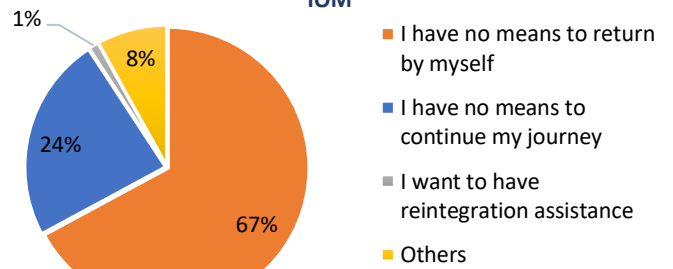
INDICATORS ON MIGRATORY ROUTES

Cumulative data from March 2022

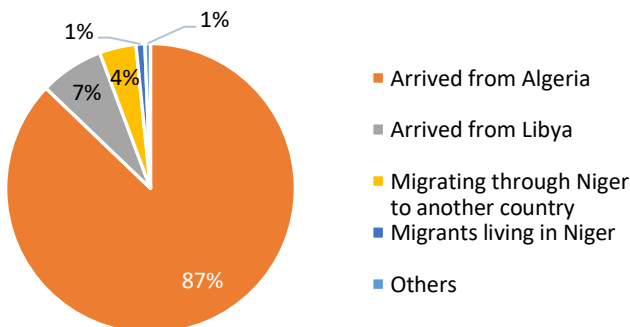
Migrants interviewed by nationality



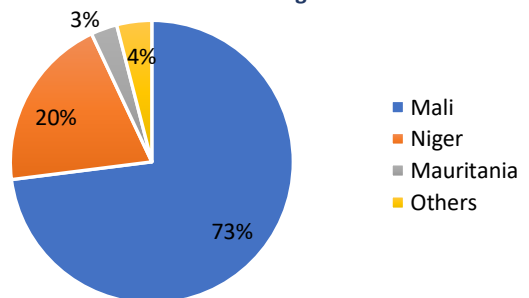
Main reasons for requesting returning assistance from IOM



How the migrant arrived in Niger?



What was the last country crossed to arrive in Algeria?



Question asked to migrants returning from Algeria



*Migrants and non-migrants sensitized in different places, including transit centres.

FACTS PER PILLAR

7 Search and Rescue

MRRM assists migrants in distress in the desert through reactive and proactive humanitarian search and rescue (SAR) operations in the Agadez region.



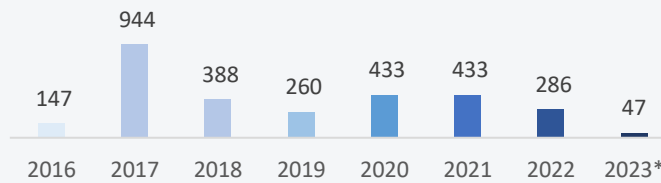
Number of people rescued in SAR missions between 2016 and 2023

2,938

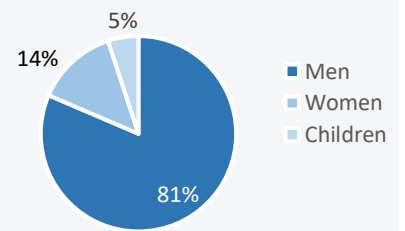


Total number of people rescued in SAR missions

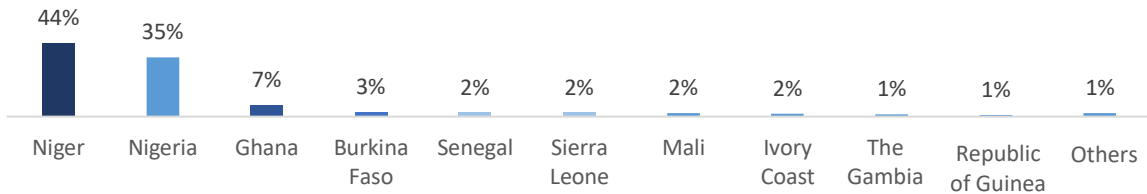
00*
July 2023



Between 2019 and 2023



Percentage of people rescued in SAR missions by nationality between 2017 and 2023



FACTS PER PILLAR

8

Migratory flow monitoring

The MRRM, through focal points monitoring migratory flows in several areas of the country, observes migratory trends in order to better focus and structure its humanitarian actions.



Total number of migrants outgoing and incoming to Niger between 2016 and 2023

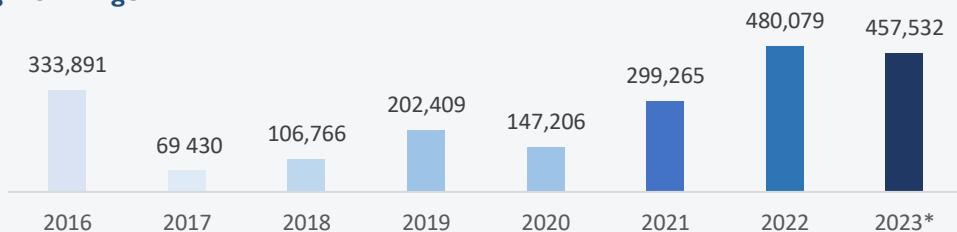
3,793,168



Total number of migrants outgoing from Niger

73,350*

July 2023



Total number of migrants incoming to Niger

66,427*

July 2023

