

MIGRANT RESPONSE AND RESOURCES MECHANISM



FACTS AT A GLANCE

MRRM START IN NIGER

- 2015

ASSISTED MIGRANTS

- More than 106,450 migrants

PROFILE OF MIGRANTS

- 89 % men
- 5% women
- 6 % children < 18 ans
- Average age : 25 years

PROTECTION

- More than 640 victims of trafficking assisted
- More than 1,600 unaccompanied and separated children assisted

MEDICAL ASSISTANCE

- More than 168,380 medical consultations
- More than 4,820 referred to health structures

The **Migrant Response and Resources Mechanism (MRRM)** provides migrants who decide to return to their country of origin with voluntary return assistance in safe and dignified conditions. It also assists returning migrants with sustainable reintegration.

This document provides a monthly overview of the main activities implemented by the IOM mission in Niger since 2015 within the framework of the Migrant Response and Resources Mechanism (MRRM).

The MRRM is comprised of seven pillars :

- 1) Direct Assistance to migrants in transit,
- 2) Assistance to voluntary return,
- 3) Reintegration assistance,
- 4) Protection (children, women, victims of trafficking),
- 5) Awareness raising,
- 6) Search and rescue, and
- 7) Migratory flow monitoring.



The MRRM, in addition to facilitating the safe and dignified return of migrants to their areas of origin, works closely with IOM's Migration Governance Unit and Community Stabilization Programme to support the Nigerien government's efforts to develop a more effective approach to addressing migration challenges and to strengthen resilience, development and peace in the migrants' areas of origin.

The following pages will provide you with data and statistics of the most important MRRM indicators.

FACTS PER PILLAR

1 Direct assistance to migrants in transit

Direct assistance to migrants in transit is provided in IOM's seven transit centres. This assistance consists of: shelter, food, non-food kits, medical care, and psychosocial support.



Total number of migrants assisted
in transit centres between
2016-2023

106,480

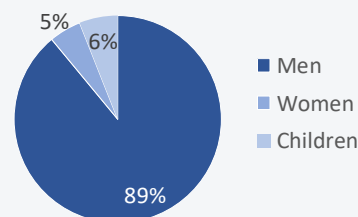
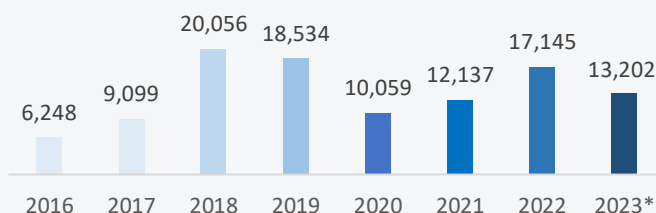


Total number of migrants assisted in the 7 transit centres

Between 2016 and 2023

1,903*

November 2023



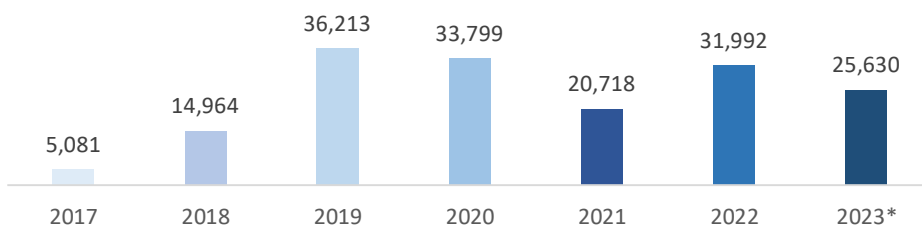
Total number of medical consultations in transit centres

168,397

2017 - 2023

2,930*

November 2023



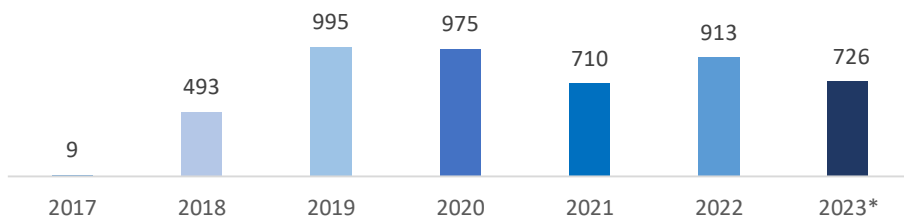
Total number of medical referrals from transit centers to other facilities

4,821

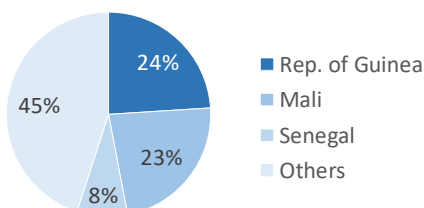
2017 - 2023

54*

November 2023



Main nationalities assisted at transit centers between 2016 and 2023



Provenance of migrants assisted in transit centers *

Provenance	2016	2017	2018	2019	2020	2021	2022	2023
Algeria Axis	40%	29%	72%	81%	81%	75%	82%	86%
Libya Axis	7%	13%	4%	17%	1%	2%	2%	2%
Others	53%	57%	24%	2%	18%	23%	16%	12%
Total	100%	100%	100%	100%	100%	100%	100%	100%

Algeria Axis: Assamaka/Arlit; Libya Axis: Dirkou; Others: Niamey Region



FACTS PER PILLAR

2 Assistance to voluntary return

Migrants in distress are assisted in their voluntary return to their country and/or area of origin. The return is by land or air and includes assistance in obtaining their travel documents.



Total number of **non nigerien** and **nigerien** migrants assisted to voluntarily return to their country of origin between 2016-2023

100,233



Total number of non-nigerien migrants returned to their countries of origin

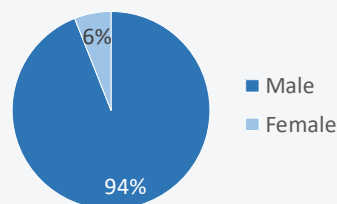
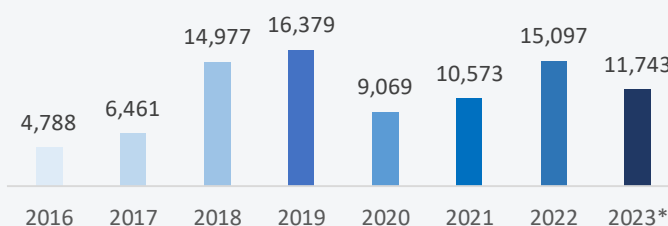
Between 2017 and 2023

89,087

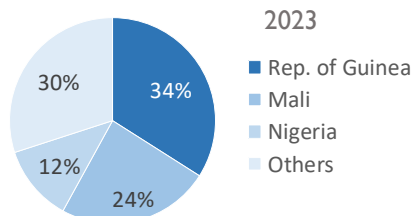
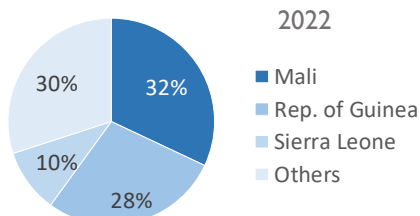
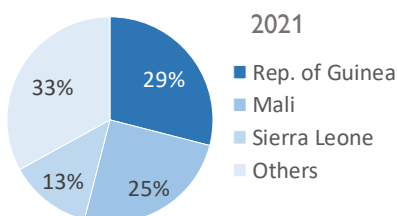
2016 - 2023

1,826*

November 2023



Percentage of non nigerien migrants assisted to voluntary return by nationality

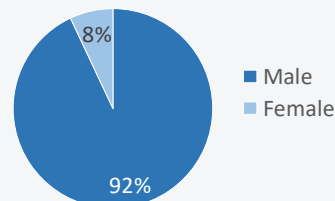
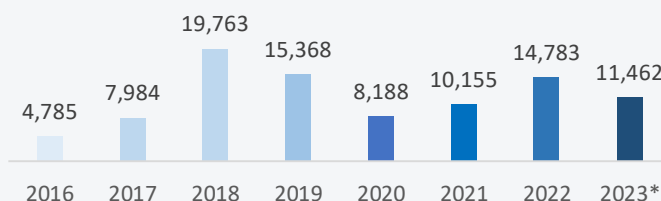


Total Number of non nigerien migrants arriving at the transit centre without travel documents

Between 2016 and 2023

1,749*

November 2023



Total number of Nigerien migrants returned to Niger

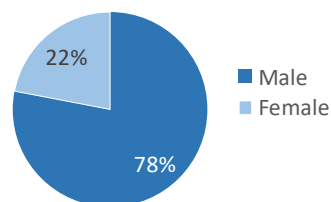
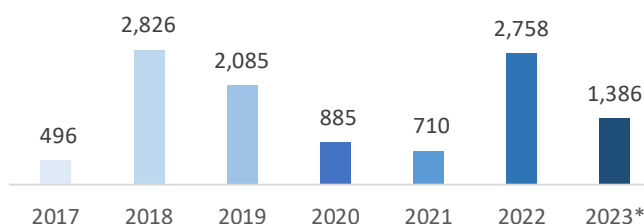
Between 2017 and 2023

11,146

2017 - 2023

246*

November 2023



FACTS PER PILLAR

3 Reintegration assistance

Reintegration aims to address the economic, social and psychosocial needs of returning migrants and to promote the participation of returning communities in reintegration planning.

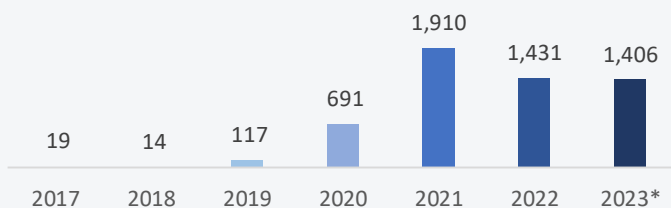


Total number of nigerien migrants reintegrated between 2017-2023

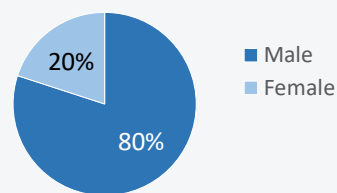
5,588



Total number of nigerien migrants reintegrated between 2017 and 2023



Between 2017 and 2023



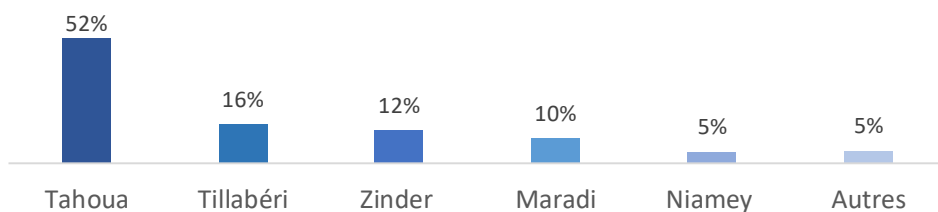
Total number of nigerien whose reintegration process is underway

1,167*

2023

55*
November 2023

% of Nigerien migrants reintegrated by region of origin between 2017 and 2023



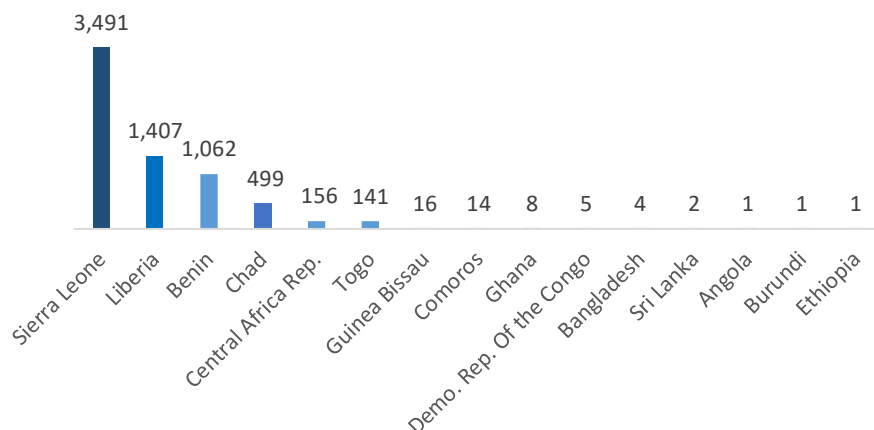
Total number of non-EUTF migrants reintegrated between 2017 and 2023

6,808

2017 - 2023

41*
November 2023

Total number of reintegrated non-EUTF migrants by country



FACTS PER PILLAR

4 Protection

The MRRM strengthens protection mechanisms for migrants along the main migration routes in Africa, while ensuring that their rights are respected and that they have access to basic services.



Total number of vulnerable migrants assisted between 2017 and 2023*

7,119

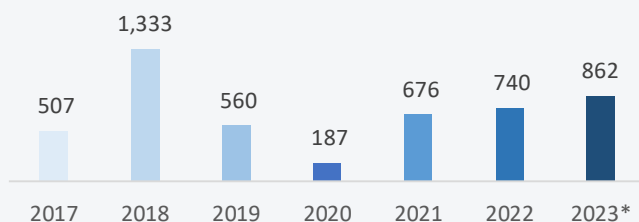


Total number of accompanied children assisted

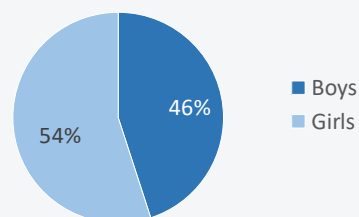


159*

November 2023



Between 2017 and 2023

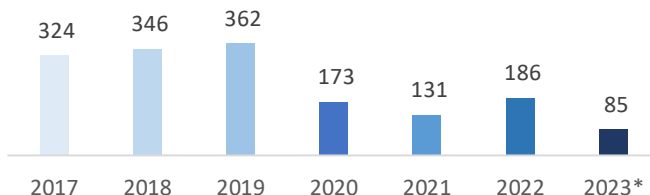


Total number of unaccompanied and separated children assisted

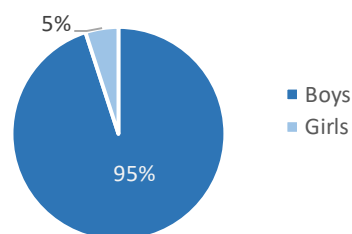


12*

November 2023



Between 2017 and 2023

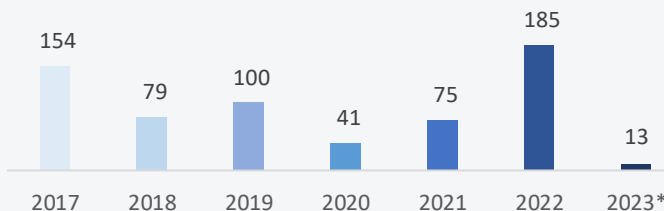


Total number of victims of trafficking assisted

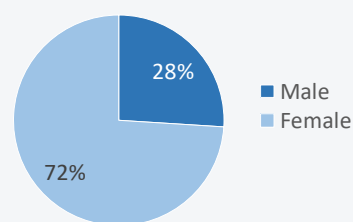


00*

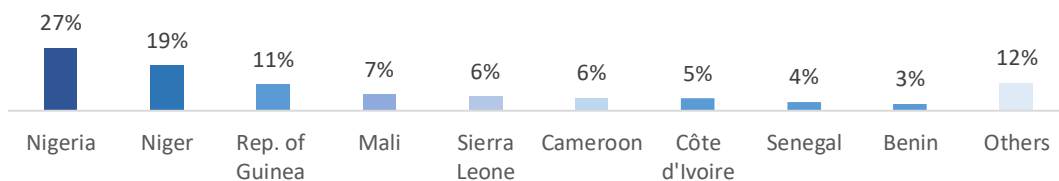
November 2023



Between 2017 and 2023



Percentage of vulnerable migrants assisted by nationality between 2017 and 2023



FACTS PER PILLAR

5 Protection / MHPSS (Suite)

The MRRM pays particular attention to strengthening the well-being of migrants and improving their mental health through mental health and psychosocial support (MHPSS) activities.

Total number of mental health activities carried out
Between 2019 and 2023



17,323



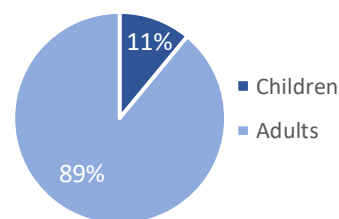
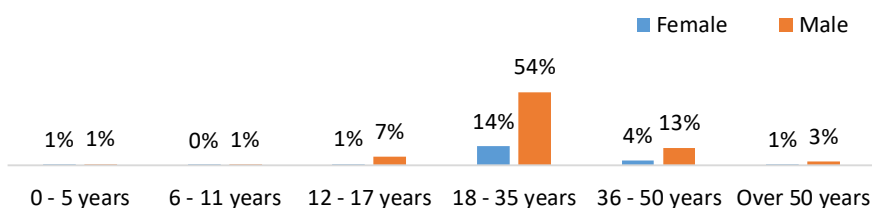
Total number of migrants receiving individual MHPSS support between 2020 and 2023

845

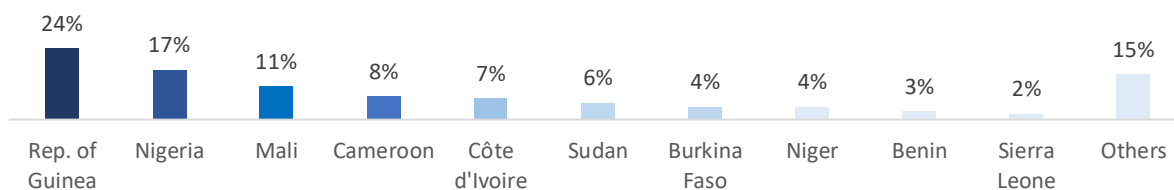
2020 - 2023

160*

November 2023



Main nationalities of migrants receiving individual MHPSS support

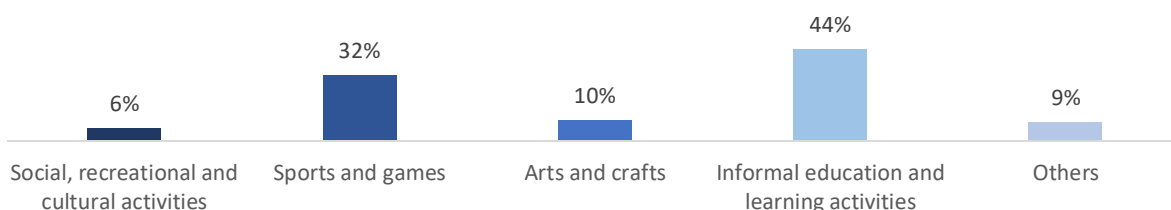


Total number of psychosocial support activities carried out
between 2019 and 2023

29,268



Breakdown of types of psychosocial support activities carried out during November



FACTS PER PILLAR

6 Awareness raising

Awareness-raising activities on the risks of irregular migration and its alternatives are implemented through orientation offices (BEO) and community mobilizers (MobComs).



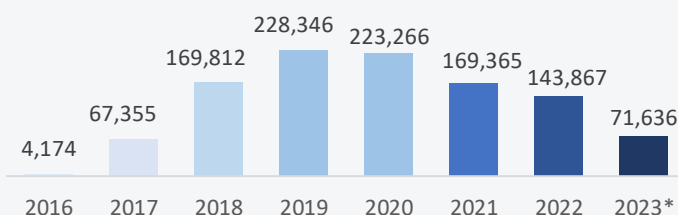
Total number of people sensitized on the risks of irregular migration between 2016 and 2023

1,077,821*

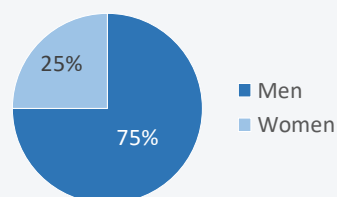


Total number of people sensitized on the risks of irregular migration*

4,673*
November 2023



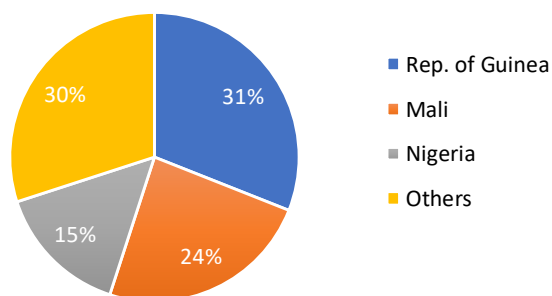
Between 2016 and 2023



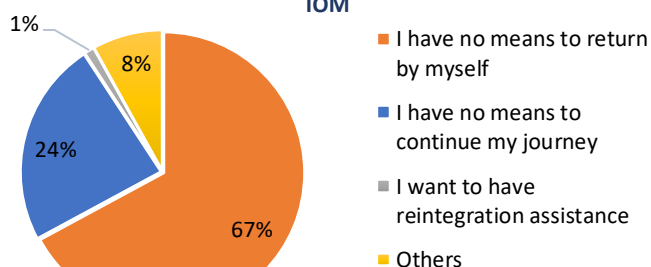
INDICATORS ON MIGRATORY ROUTES

Cumulative data from March 2022

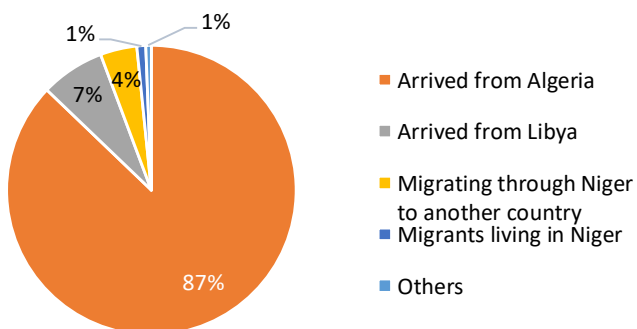
Migrants interviewed by nationality



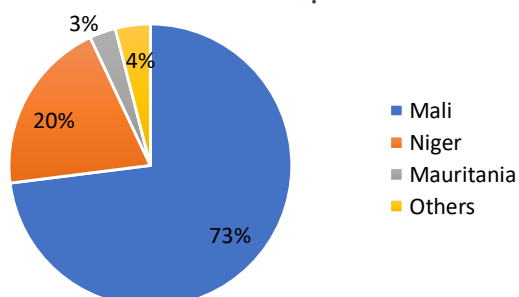
Main reasons for requesting returning assistance from IOM



How the migrant arrived in Niger ?



What was the last country crossed to arrive in Algeria ?



Question asked to migrants arrived from Algeria

FACTS PER PILLAR

7 Search and Rescue

MRRM assists migrants in distress in the desert through reactive and proactive humanitarian search and rescue (SAR) operations in the Agadez region.



Number of people rescued
in SAR missions between
2016 and 2023

2,939

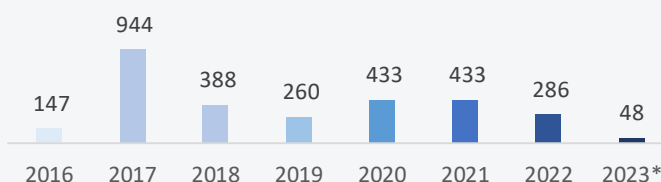


Total number of people rescued in SAR missions

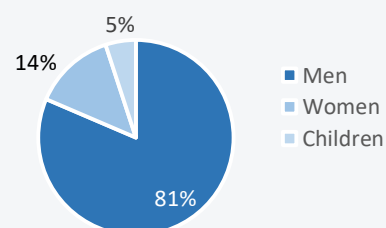


00*

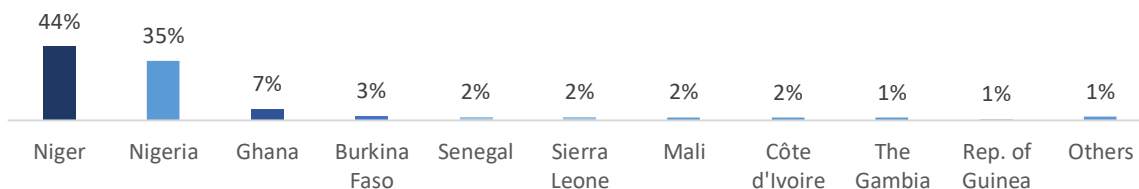
November 2023



Between 2019 and 2023



Percentage of people rescued in SAR missions by nationality between 2017 and 2023



FACTS PER PILLAR

8 Migratory flow monitoring

The MRRM, through focal points monitoring migratory flows in several areas of the country, observes migratory trends in order to better focus and structure its humanitarian actions.



Total number of migrants
outgoing and incoming Niger
between 2016-2023

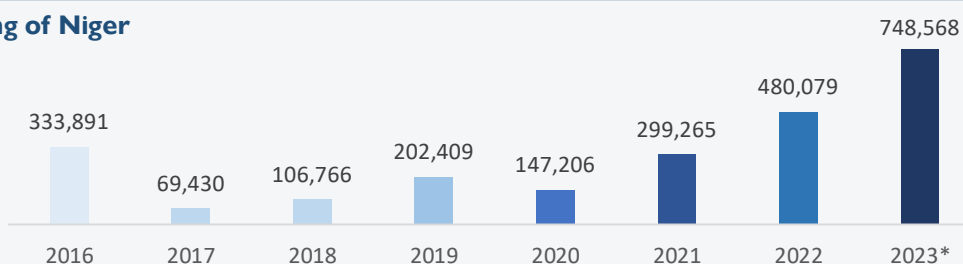
4,311,450



Total number of migrants outgoing of Niger

79,291*

November 2023



Total number of migrants incoming to Niger

62,983*

November 2023

