

# MIGRANT RESPONSE AND RESOURCES MECHANISM



## FACTS AT A GLANCE

### MRRM START IN NIGER

- 2015

### ASSISTED MIGRANTS

- More than 108,340 migrants

### PROFILE OF MIGRANTS

- 89 % men
- 5% women
- 6 % children < 18 ans
- Average age : 25 years

### PROTECTION

- More than 640 victims of trafficking assisted
- More than 1,610 unaccompanied and separated children assisted

### MEDICAL ASSISTANCE

- More than 171,530 medical consultations
- More than 4,850 referred to health structures

The **Migrant Response and Resources Mechanism (MRRM)** provides migrants who decide to return to their country of origin with voluntary return assistance in safe and dignified conditions. It also assists returning migrants with sustainable reintegration.

This document provides a monthly overview of the main activities implemented by the IOM mission in Niger since 2015 within the framework of the Migrant Response and Resources Mechanism (MRRM).

The MRRM is comprised of seven pillars :

- 1) Direct Assistance to migrants in transit,
- 2) Assistance to voluntary return,
- 3) Reintegration assistance,
- 4) Protection (children, women, victims of trafficking),
- 5) Awareness raising,
- 6) Search and rescue, and
- 7) Migratory flow monitoring.



The MRRM, in addition to facilitating the safe and dignified return of migrants to their areas of origin, works closely with IOM's Migration Governance Unit and Community Stabilization Programme to support the Nigerien government's efforts to develop a more effective approach to addressing migration challenges and to strengthen resilience, development and peace in the migrants' areas of origin.

The following pages will provide you with data and statistics of the most important MRRM indicators.

## FACTS PER PILLAR

### 1 Direct assistance to migrants in transit

Direct assistance to migrants in transit is provided in IOM's seven transit centres. This assistance consists of: shelter, food, non-food kits, medical care, and psychosocial support.



Total number of migrants assisted  
in transit centres between  
2016-2023

# 108,345

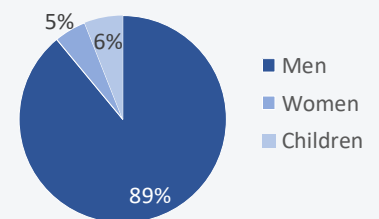
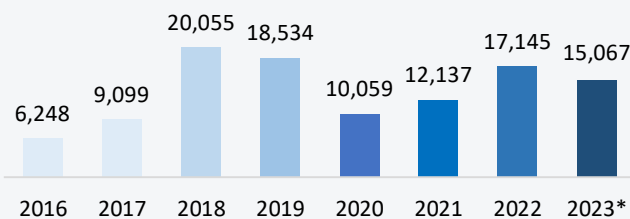


#### Total number of migrants assisted in the 7 transit centres

Between 2016 and 2023

## 1,865\*

December 2023



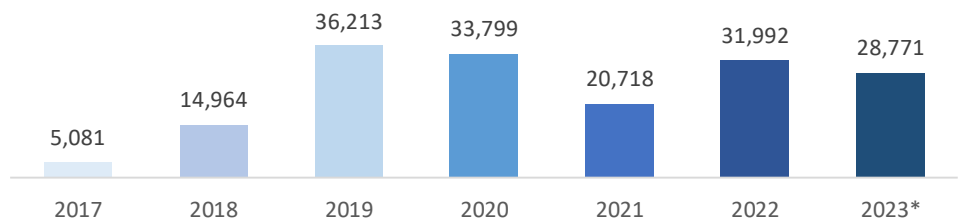
#### Total number of medical consultations in transit centres

## 171,538

2017 - 2023

## 3,141\*

December 2023



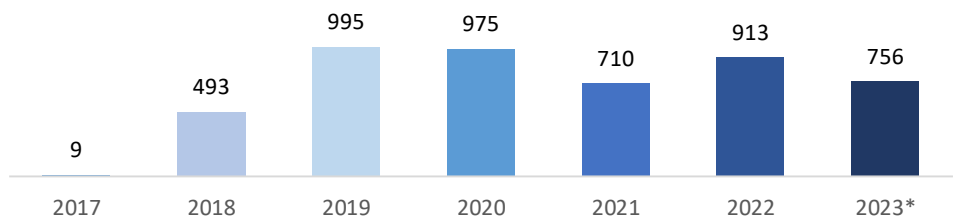
#### Total number of medical referrals from transit centers to other facilities

## 4,851

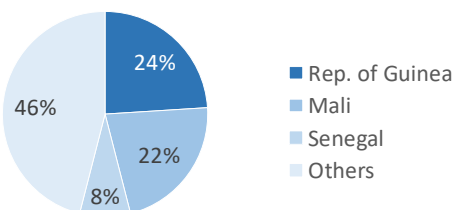
2017 - 2023

## 30\*

December 2023




#### Main nationalities assisted at transit centers between 2016 and 2023



#### Provenance of migrants assisted in transit centers \*

Provenance	2016	2017	2018	2019	2020	2021	2022	2023
Algeria Axis	40%	29%	72%	81%	81%	75%	82%	86%
Libya Axis	7%	13%	4%	17%	1%	2%	2%	2%
Others	53%	57%	24%	2%	18%	23%	16%	12%
Total	100%	100%	100%	100%	100%	100%	100%	100%

Algeria Axis: Assamaka/Arlit; Libya Axis: Dirkou; Others: Niamey Region



## FACTS PER PILLAR

## 2 Assistance to voluntary return

Migrants in distress are assisted in their voluntary return to their country and/or area of origin. The return is by land or air and includes assistance in obtaining their travel documents.



Total number of **non nigerien** and **nigerien** migrants assisted to voluntarily return to their country of origin between 2016-2023

# 101,544



### Total number of non-nigerien migrants returned to their countries of origin

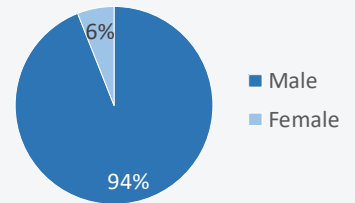
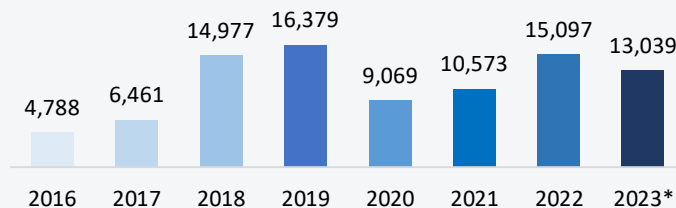
Between 2017 and 2023

## 90,383

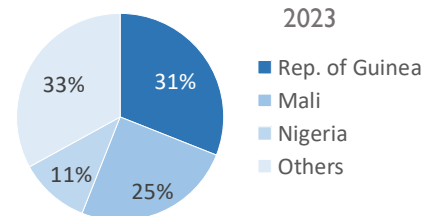
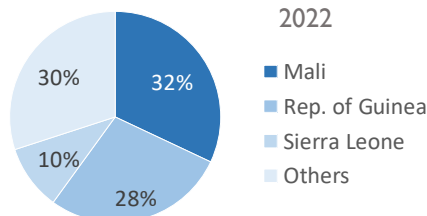
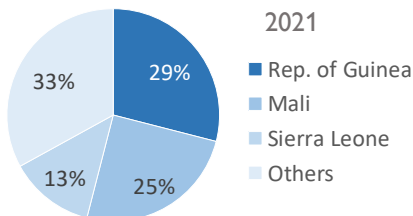
2016 - 2023

## 1,296\*

December 2023



### Percentage of non nigerien migrants assisted to voluntary return by nationality

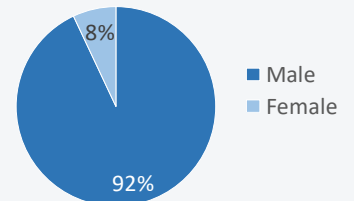
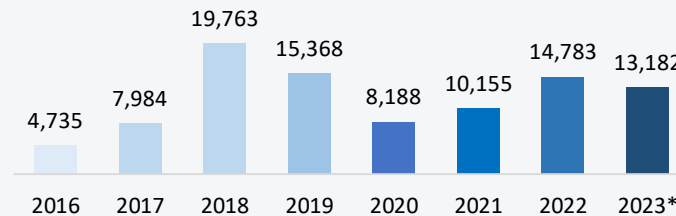


### Total number of non nigerien migrants arriving at the transit centre without travel documents

Between 2016 and 2023

## 1,720\*

December 2023



### Total number of Nigerien migrants returned to Niger

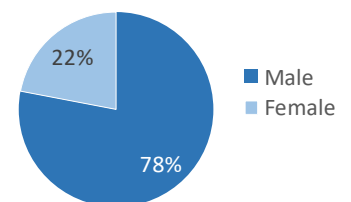
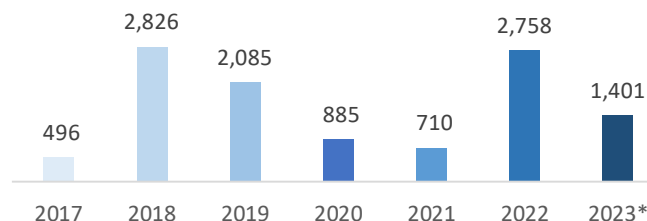
Between 2017 and 2023

## 11,161

2017 - 2023

## 15\*

December 2023





## FACTS PER PILLAR

### 3 Reintegration assistance

Reintegration aims to address the economic, social and psychosocial needs of returning migrants and to promote the participation of returning communities in reintegration planning.

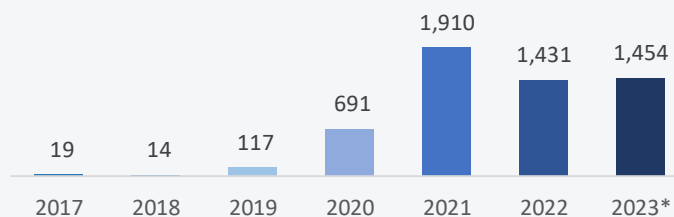


Total number of nigerien migrants reintegrated between 2017-2023

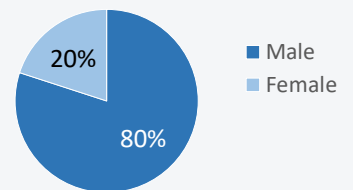
**5,636**



#### Total number of nigerien migrants reintegrated between 2017 and 2023



Between 2017 and 2023

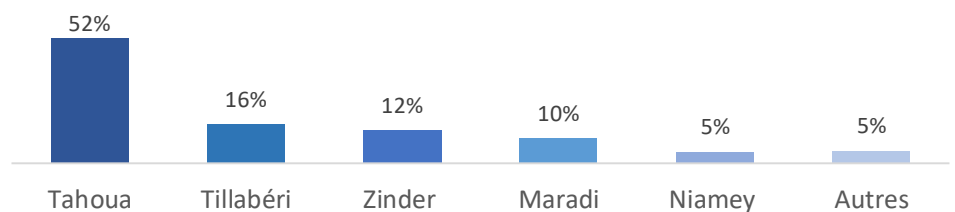


#### Total number of nigerien whose reintegration process is underway

**1,177\***  
2023

**10\***  
December 2023

#### % of Nigerien migrants reintegrated by region of origin between 2017 and 2023

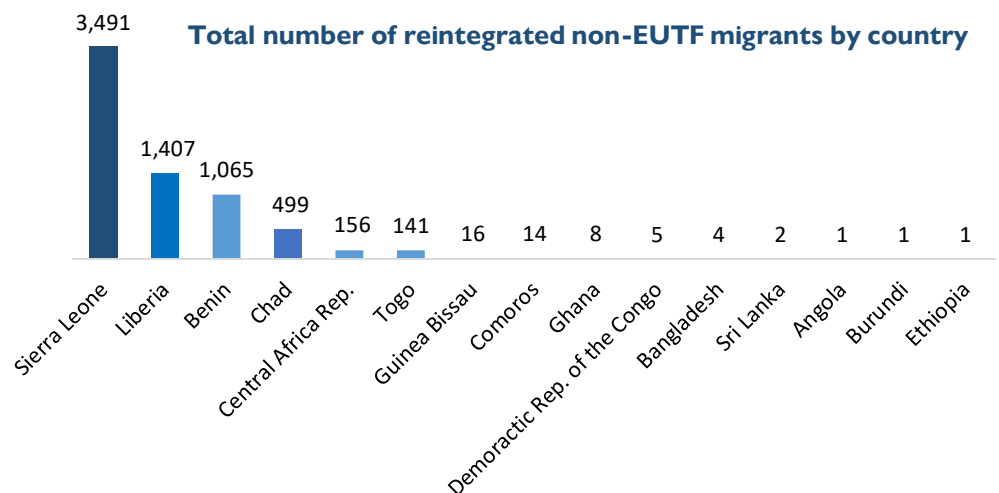


#### Total number of non-EUTF migrants reintegrated between 2017 and 2023

**6,828**  
2017 - 2023

**20\***  
December 2023

#### Total number of reintegrated non-EUTF migrants by country



## FACTS PER PILLAR

# 4 Protection

The MRRM strengthens protection mechanisms for migrants along the main migration routes in Africa, while ensuring that their rights are respected and that they have access to basic services.



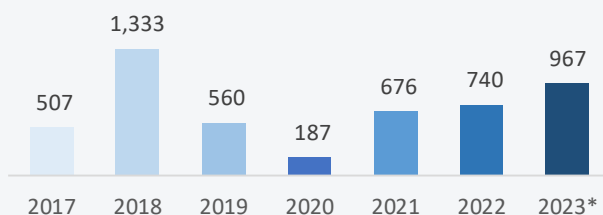
Total number of vulnerable migrants assisted between 2017 and 2023\*

# 7,229

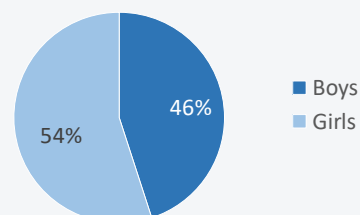


## Total number of accompanied children assisted

**105\***  
December 2023

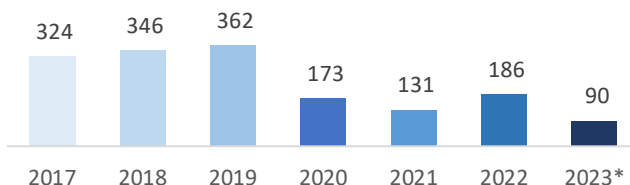


Between 2017 and 2023

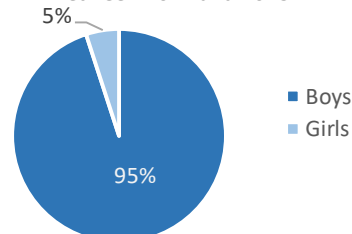


## Total number of unaccompanied children assisted

**05\***  
December 2023

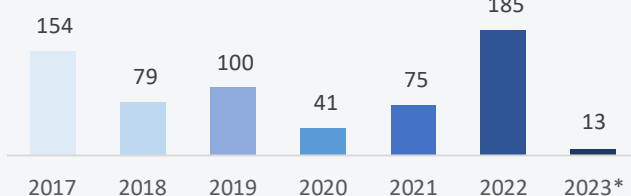


Between 2017 and 2023

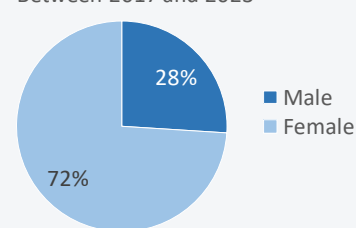


## Total number of victims of trafficking assisted

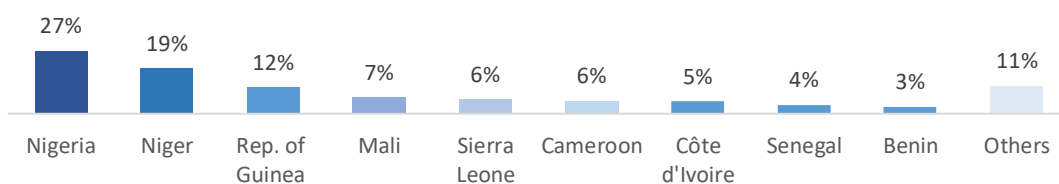
**00\***  
December 2023



Between 2017 and 2023



## Percentage of vulnerable migrants assisted by nationality between 2017 and 2023



## FACTS PER PILLAR

# 5

## Protection / MHPSS (Suite)

The MRRM pays particular attention to strengthening the well-being of migrants and improving their mental health through mental health and psychosocial support (MHPSS) activities.

**Total number of mental health activities carried out  
Between 2019 and 2023**



# 17,727



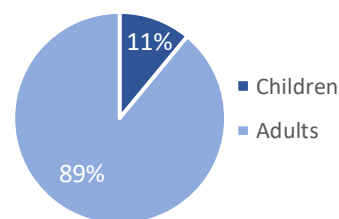
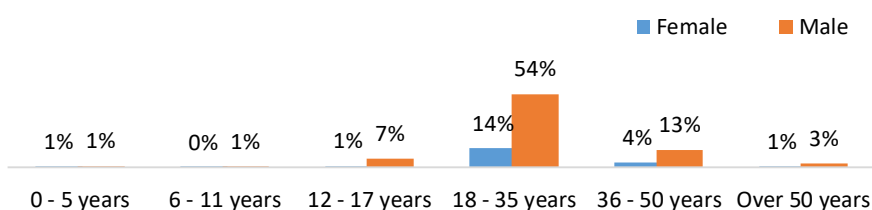
**Total number of migrants receiving individual MHPSS support between 2020 and 2023**

# 873

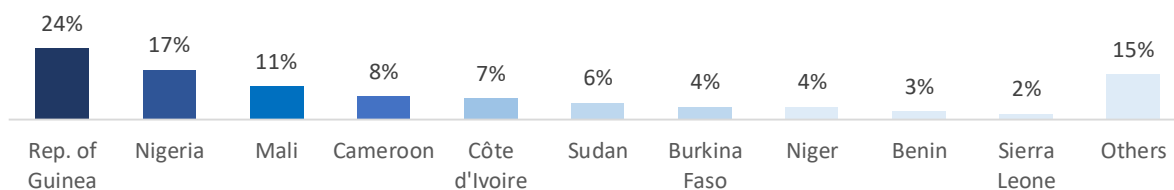
2020 - 2023

# 188\*

December 2023



**Main nationalities of migrants receiving individual MHPSS support**

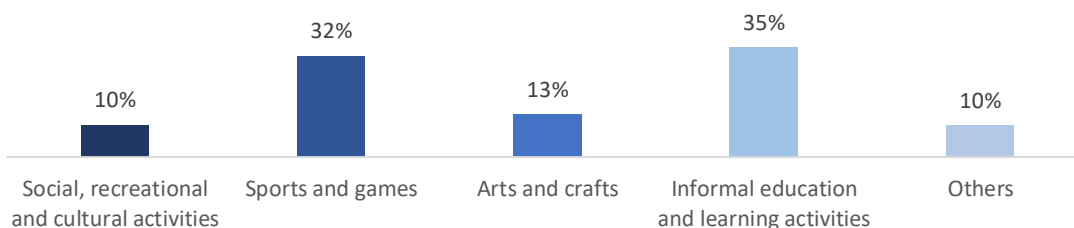


**Total number of psychosocial support activities carried out  
between 2019 and 2023**

# 29,948



**Breakdown of types of psychosocial support activities carried out during November**



## FACTS PER PILLAR

6

## Awareness raising

Awareness-raising activities on the risks of irregular migration and its alternatives are implemented through orientation offices (BEO) and community mobilizers (MobComs).



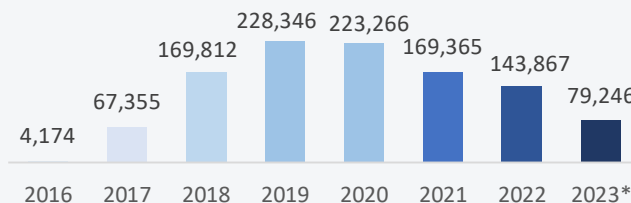
Total number of people sensitized on the risks of irregular migration between 2016 and 2023

1,085,431\*

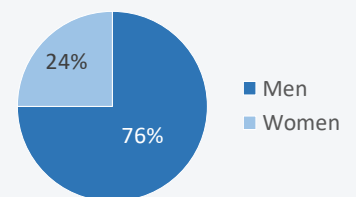


## Total number of people sensitized on the risks of irregular migration\*

7,610\*  
December 2023



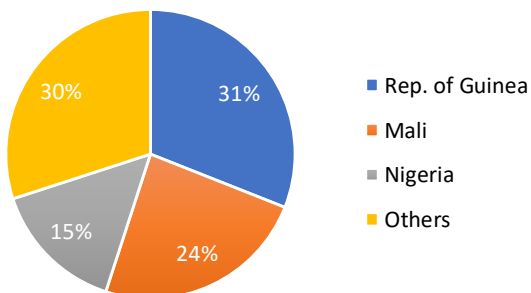
Between 2016 and 2023



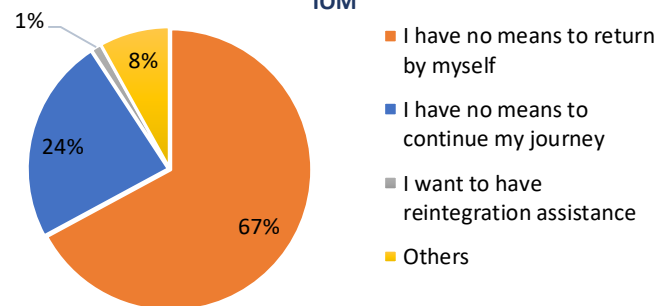
## INDICATORS ON MIGRATORY ROUTES

Cumulative data from March 2022

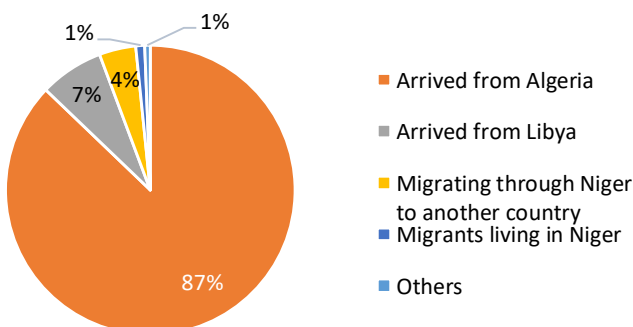
## Migrants interviewed by nationality



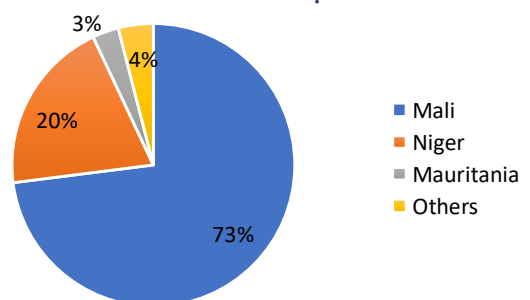
## Main reasons for requesting returning assistance from IOM



## How the migrant arrived in Niger ?



## What was the last country crossed to arrive in Algeria ?



Question asked to migrants arrived from Algeria



## FACTS PER PILLAR

# 7 Search and Rescue

MRRM assists migrants in distress in the desert through reactive and proactive humanitarian search and rescue (SAR) operations in the Agadez region.



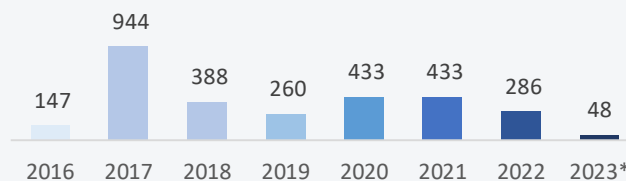
Number of people rescued  
in SAR missions between  
2016 and 2023

# 2,939

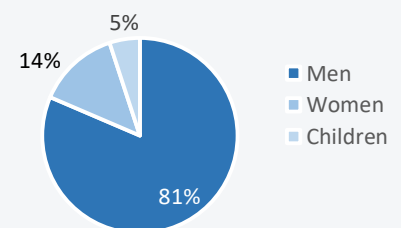


## Total number of people rescued in SAR missions

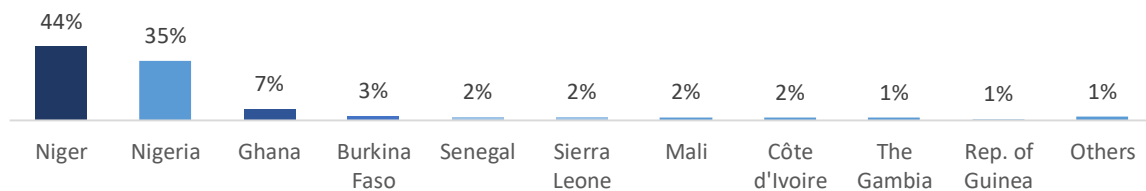
00\*  
December 2023



Between 2019 and 2023



## Percentage of people rescued in SAR missions by nationality between 2017 and 2023





## FACTS PER PILLAR

# 8

## Migratory flow monitoring

The MRRM, through focal points monitoring migratory flows in several areas of the country, observes migratory trends in order to better focus and structure its humanitarian actions.



Total number of migrants  
outgoing and incoming Niger  
between 2016-2023

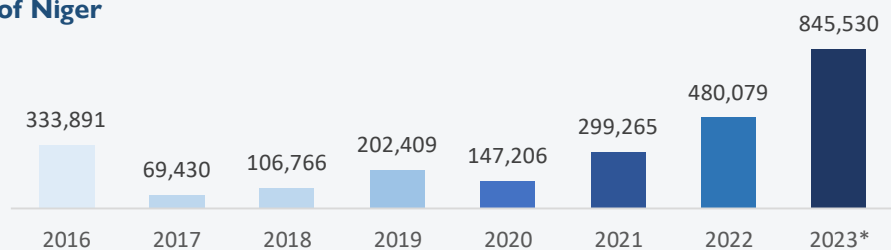
**4,470,899**



### Total number of migrants outgoing of Niger

**96,962\***

December 2023



### Total number of migrants incoming to Niger

**62,487\***

December 2023

