



FACTS AT A GLANCE

MRRM START IN NIGER

- 2015

ASSISTED MIGRANTS

- More than 124,600 migrants

PROFILE OF MIGRANTS

- 88 % men
- 5% women
- 7 % children < 18 ans
- Average age : 25 years

PROTECTION

- More than 665 victims of trafficking assisted
- More than 1,695 unaccompanied and separated children assisted

MEDICAL ASSISTANCE

- More than 203,200 medical consultations
- More than 5,640 referred to health structures

The **Migrant Response and Resources Mechanism (MRRM)** provides migrants who decide to return to their country of origin with voluntary return assistance in safe and dignified conditions. It also assists returning migrants with sustainable reintegration.

This document provides a monthly overview of the main activities implemented by the IOM mission in Niger since 2015 within the framework of the Migrant Response and Resources Mechanism (MRRM).

The MRRM is comprised of seven pillars :

- 1) Direct Assistance to migrants in transit,
- 2) Assistance to voluntary return,
- 3) Reintegration assistance,
- 4) Protection (children, women, victims of trafficking),
- 5) Awareness raising,
- 6) Search and rescue, and
- 7) Migratory flow monitoring.



The MRRM, in addition to facilitating the safe and dignified return of migrants to their areas of origin, works closely with IOM's Migration Governance Unit and Community Stabilization Programme to support the Nigerien government's efforts to develop a more effective approach to addressing migration challenges and to strengthen resilience, development and peace in the migrants' areas of origin.

The following pages will provide you with data and statistics of the most important MRRM indicators.

FACTS PER PILLAR

1 Direct assistance to migrants in transit

Direct assistance to migrants in transit is provided in IOM's seven transit centres. This assistance consists of: shelter, food, non-food kits, medical care, and psychosocial support.



Total number of migrants assisted in transit centres between 2016-2025

124,603

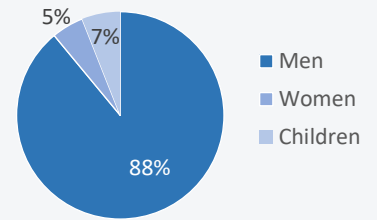
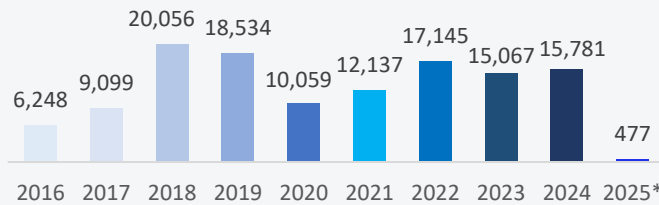


Total number of migrants assisted in the 7 transit centres

Between 2016 and 2025

477*

January 2025



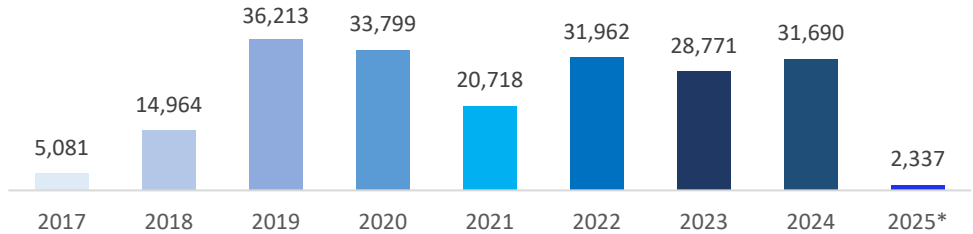
Total number of medical consultations in transit centres

205,565

2017 - 2025

2,337*

January 2025



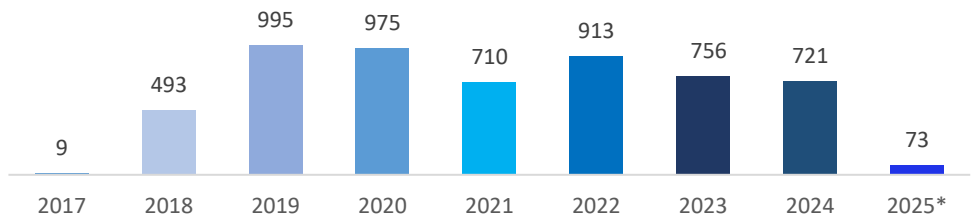
Total number of medical referrals from transit centers to other facilities

5,645

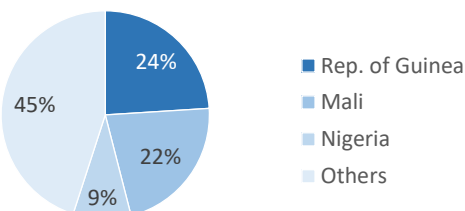
2017 - 2025

73*

January 2025



Main nationalities assisted at transit centers between 2016 and 2025



Provenance of migrants assisted in transit centers *

Provenance	2016	2017	2018	2019	2020	2021	2022	2023	2024	2025
Algeria Axis	40%	29%	72%	81%	81%	75%	82%	86%	70%	53%
Libya Axis	7%	13%	4%	17%	1%	2%	2%	2%	3%	7%
Others	53%	57%	24%	2%	18%	23%	16%	12%	27%	40%
Total	100%	100%	100%	100%	100%	100%	100%	100%	100%	100%

Algeria Axis: Assamaka/Arlit; Libya Axis: Dirkou; Others: Niamey Region



*New migrants profiled ---- **Last country/axis from which migrants come before entering transit centres.

FACTS PER PILLAR

2 Assistance to voluntary return

Migrants in distress are assisted in their voluntary return to their country and/or area of origin. The return is by land or air and includes assistance in obtaining their travel documents.



Total number of **non nigerien** and **nigerien** migrants assisted to voluntarily return to their country of origin between 2016-2025

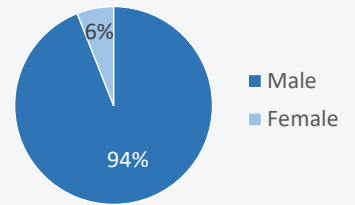
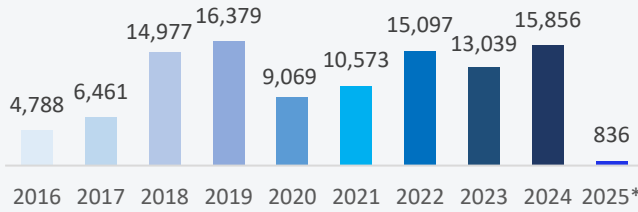
120,179



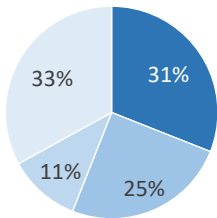
Total number of **non-nigerien** migrants returned to their countries of origin

Between 2017 and 2025

107,075
2016 - 2025
836*
January 2025

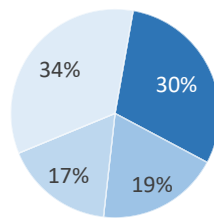


Percentage of non nigerien migrants assisted to voluntary return by nationality



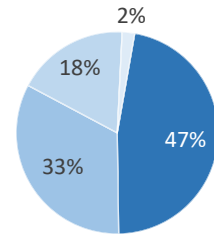
2023

- Rep. of Guinea
- Mali
- Nigeria
- Others



2024

- Rep. of Guinea
- Mali
- Nigeria
- Others



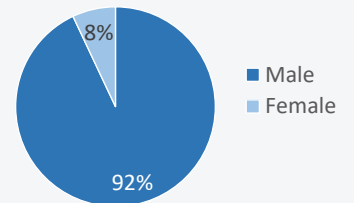
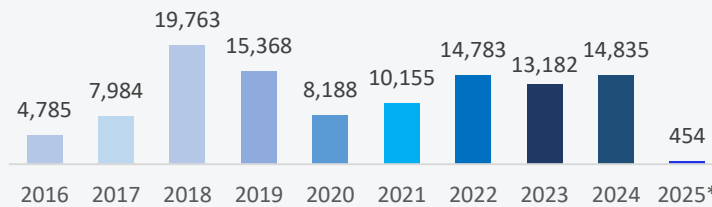
2025

- Nigeria
- Rep. of Guinea
- Sierra Leone
- Others

Total number of non nigerien migrants arriving at the transit centre without travel documents

Between 2016 and 2025

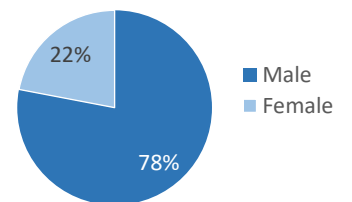
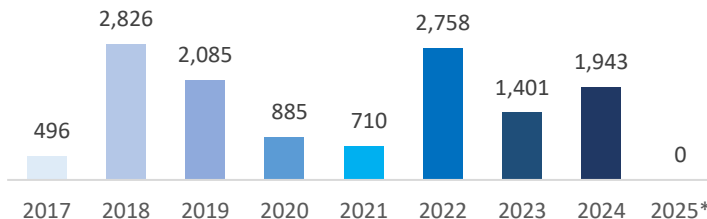
454*
January 2025



Total number of Nigerien migrants returned to Niger

Between 2017 and 2025

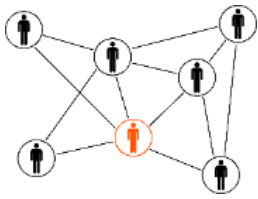
13,104
2017 - 2025
00*
January 2025



FACTS PER PILLAR

3 Reintegration assistance

Reintegration aims to address the economic, social and psychosocial needs of returning migrants and to promote the participation of returning communities in reintegration planning.



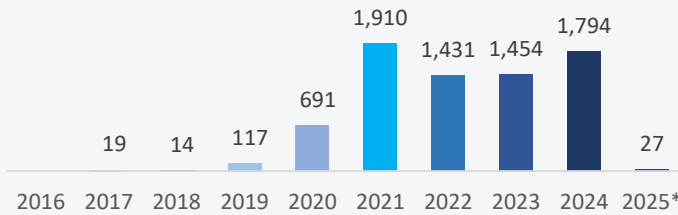
Total number of nigerien migrants reintegrated between 2017-2025

7,457

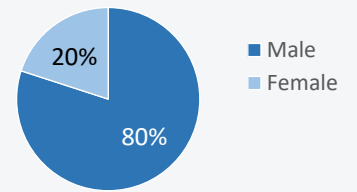


Total number of nigerien migrants reintegrated between 2017 and 2025

27*
January 2025



Between 2017 and 2025

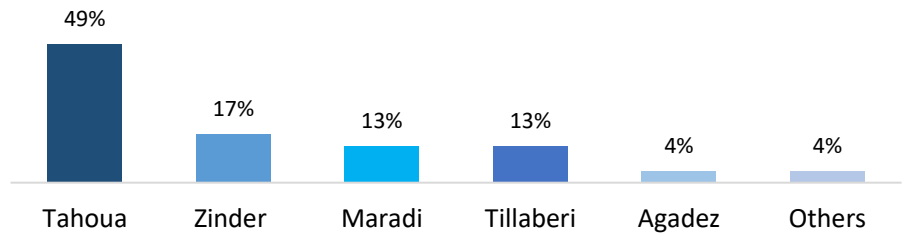


Total number of nigerien whose reintegration process is underway

958*
2025

105*
January 2025

% of Nigerien migrants reintegrated by region of origin between 2017 and 2025



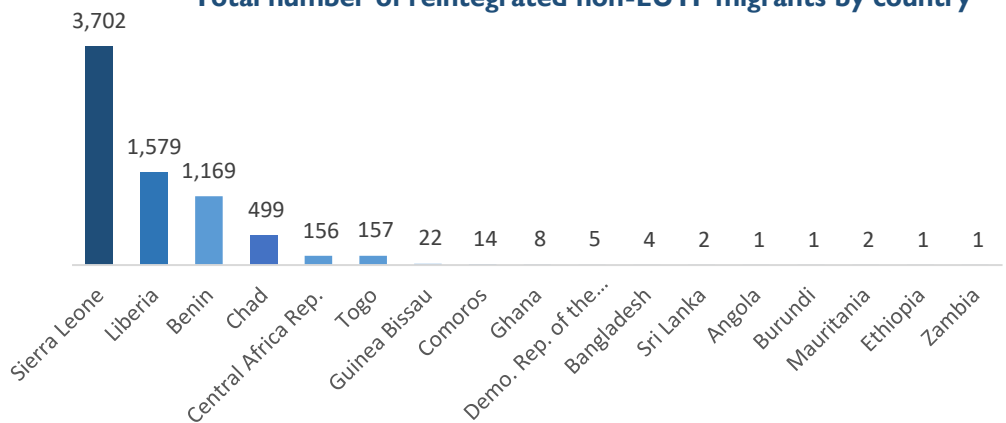
Total number of non-EUTF migrants reintegrated between 2017 and 2025

7,323

2017 - 2025

17*
January 2025

Total number of reintegrated non-EUTF migrants by country



FACTS PER PILLAR

4 Protection

The MRRM strengthens protection mechanisms for migrants along the main migration routes in Africa, while ensuring that their rights are respected and that they have access to basic services.



Total number of vulnerable migrants assisted between 2017 and 2025*

8,763

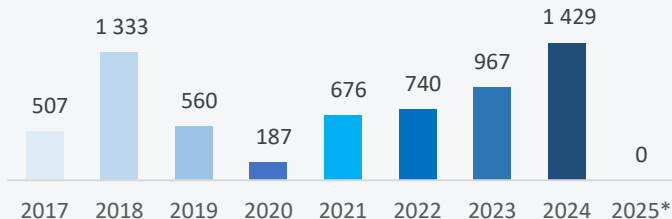


Total number of accompanied children assisted

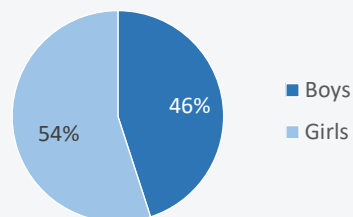


00*

January 2025



Between 2017 and 2025

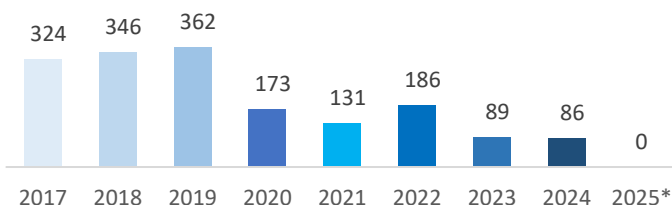


Total number of unaccompanied children assisted

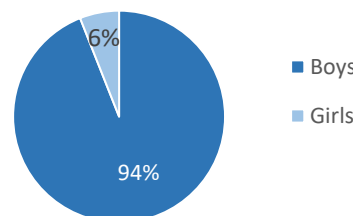


00*

January 2025



Between 2017 and 2025

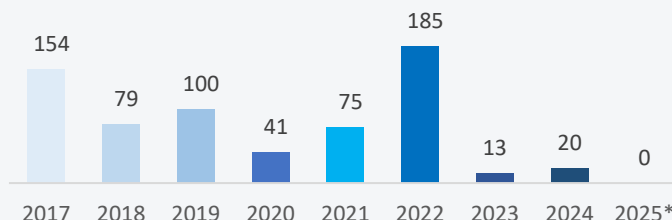


Total number of victims of trafficking assisted

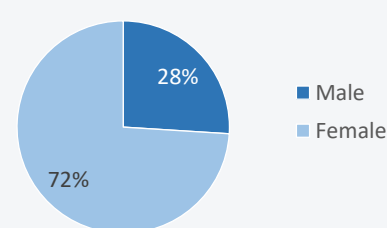


00*

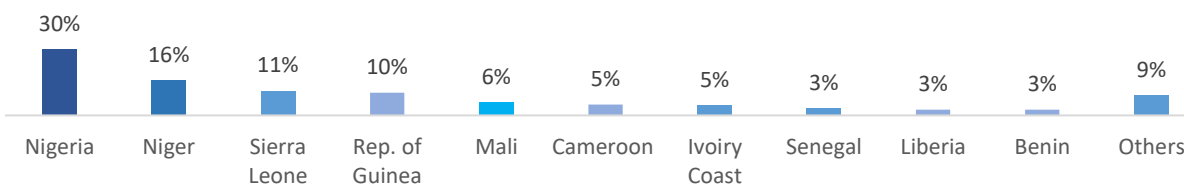
January 2025



Between 2017 and 2025



Percentage of vulnerable migrants assisted by nationality between 2017 and 2025



*Cumulative data of accompanied and unaccompanied children and victims of trafficking assisted in transit centres.

FACTS PER PILLAR

5 Protection / MHPSS (Suite)

The MRRM pays particular attention to strengthening the well-being of migrants and improving their mental health through mental health and psychosocial support (MHPSS) activities.

Total number of mental health activities carried out
Between 2019 and 2025



22,270



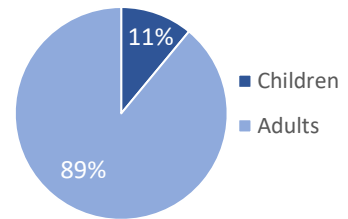
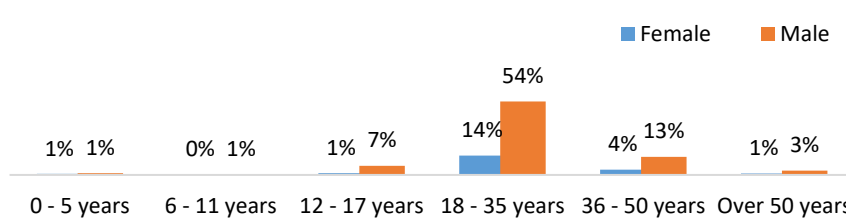
Total number of migrants receiving individual MHPSS support between 2020 and 2025

1,012

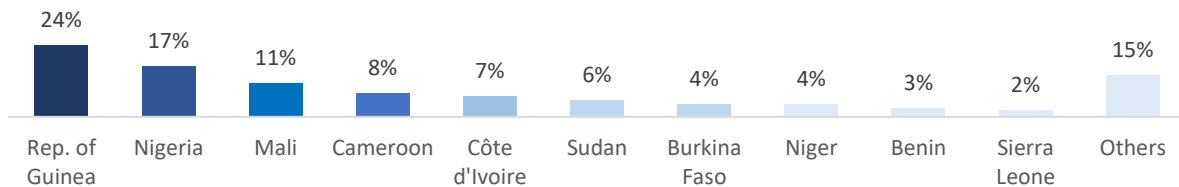
2020 - 2025

129*

January 2025



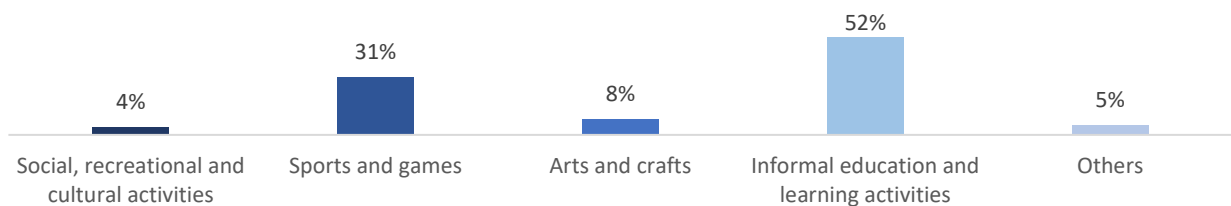
Main nationalities of migrants receiving individual MHPSS support



Total number of psychosocial support activities carried out
between 2019 and 2025

43,945

Breakdown of types of psychosocial support activities carried out during January



*Cumulative data for migrants receiving MHPSS support in transit centres.

FACTS PER PILLAR

6

Awareness raising

Awareness-raising activities on the risks of irregular migration and its alternatives are implemented through orientation offices (BEO) and community mobilizers (MobComs).



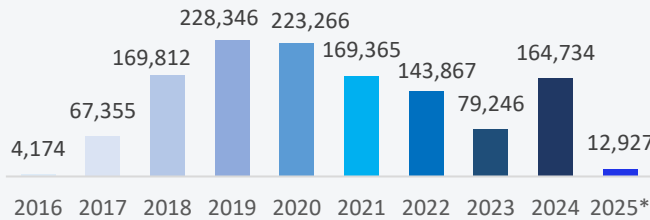
Total number of people sensitized on the risks of irregular migration between 2016 and 2025

1,263,092*

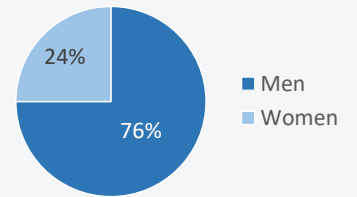


Total number of people sensitized on the risks of irregular migration*

12,927*
January 2025



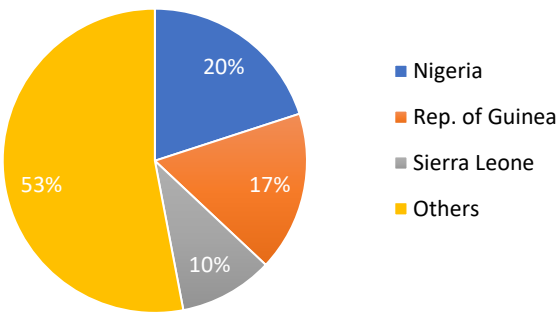
Between 2016 and 2025



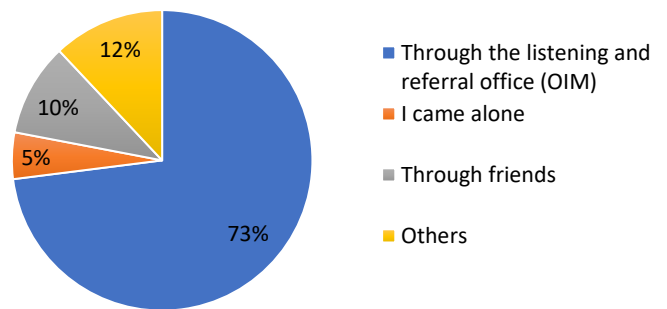
INDICATORS ON MIGRATORY ROUTES

Cumulative data from March 2022

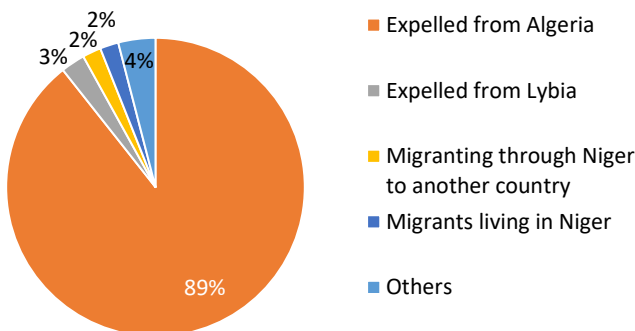
Migrants interviewed by nationality



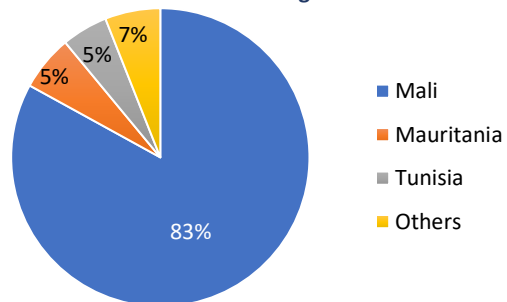
Who oriented you to this center for migrants ?



How the migrant arrived in Niger ?



What was the last country crossed to arrive in Algeria ?



Question asked to migrants arrived from Algeria



*Migrants and non-migrants sensitized in different places, including transit centres.

FACTS PER PILLAR

7 Search and Rescue

MRRM assists migrants in distress in the desert through reactive and proactive humanitarian search and rescue operations in the Agadez region.



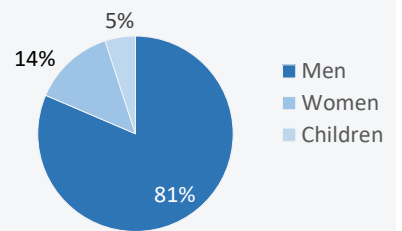
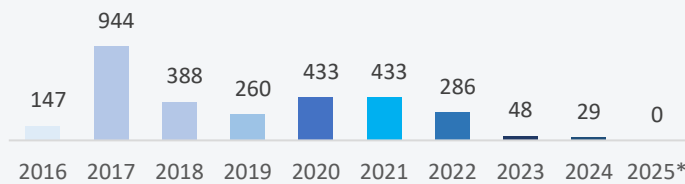
Number of people rescued in the search and rescue missions between 2016 and 2025

2,968

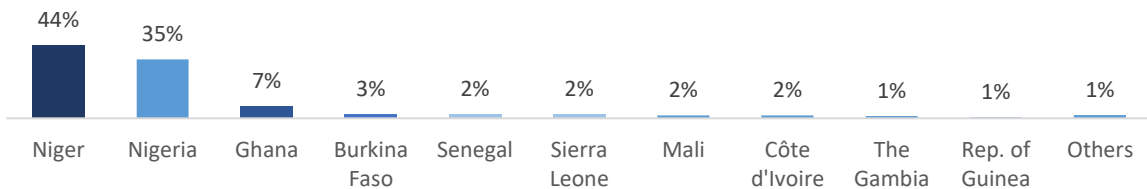


Total number of people rescued in the search and rescue missions

Between 2019 and 2025



Percentage of people rescued in the search and rescue missions by nationality between 2017 and 2025



*Migrants and non-migrants benefited from SAR operations in the desert.

FACTS PER PILLAR

8 Migratory flow monitoring

The MRRM, through focal points monitoring migratory flows in several areas of the country, observes migratory trends in order to better focus and structure its humanitarian actions.



Total number of migrants
outgoing and incoming Niger
between 2016-2025

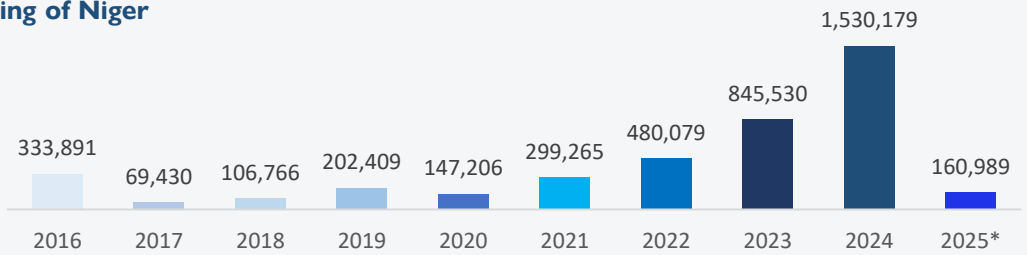
7,683,863



Total number of migrants outgoing of Niger

160,989*

January 2025



Total number of migrants incoming to Niger

115,175*

January 2025

