



FACTS AT A GLANCE

MRRM START IN NIGER

- 2015

ASSISTED MIGRANTS

- More than 125,700 migrants

PROFILE OF MIGRANTS

- 88 % men
- 5% women
- 7 % children < 18 ans
- Average age : 25 years

PROTECTION

- More than 665 victims of trafficking assisted
- More than 1,695 unaccompanied and separated children assisted

MEDICAL ASSISTANCE

- More than 208,100 medical consultations
- More than 5,700 referred to health structures

The **Migrant Response and Resources Mechanism (MRRM)** provides migrants who decide to return to their country of origin with voluntary return assistance in safe and dignified conditions. It also assists returning migrants with sustainable reintegration.

This document provides a monthly overview of the main activities implemented by the IOM mission in Niger since 2015 within the framework of the Migrant Response and Resources Mechanism (MRRM).

The MRRM is comprised of seven pillars :

- 1) Direct Assistance to migrants in transit,
- 2) Assistance to voluntary return,
- 3) Reintegration assistance,
- 4) Protection (children, women, victims of trafficking),
- 5) Awareness raising,
- 6) Search and rescue, and
- 7) Migratory flow monitoring.



The MRRM, in addition to facilitating the safe and dignified return of migrants to their areas of origin, works closely with IOM's Migration Governance Unit and Community Stabilization Programme to support the Nigerien government's efforts to develop a more effective approach to addressing migration challenges and to strengthen resilience, development and peace in the migrants' areas of origin.

The following pages will provide you with data and statistics of the most important MRRM indicators.

FACTS PER PILLAR

1 Direct assistance to migrants in transit

Direct assistance to migrants in transit is provided in IOM's seven transit centres. This assistance consists of: shelter, food, non-food kits, medical care, and psychosocial support.



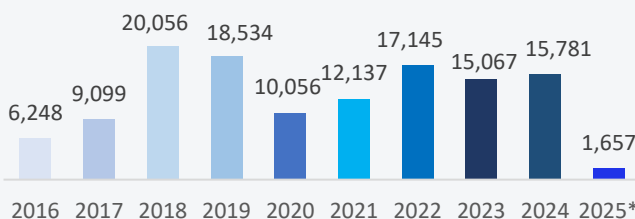
Total number of migrants assisted in transit centres between 2016-2025

125,783

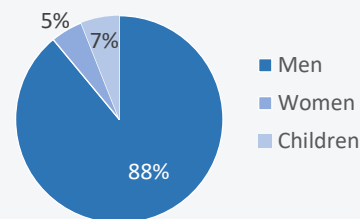


Total number of migrants profiled in the 7 transit centres

1,180*
February 2025

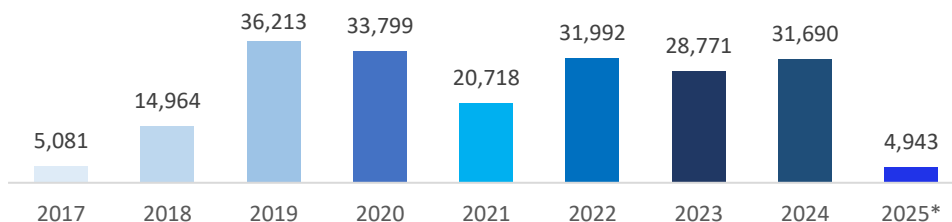


Between 2016 and 2025



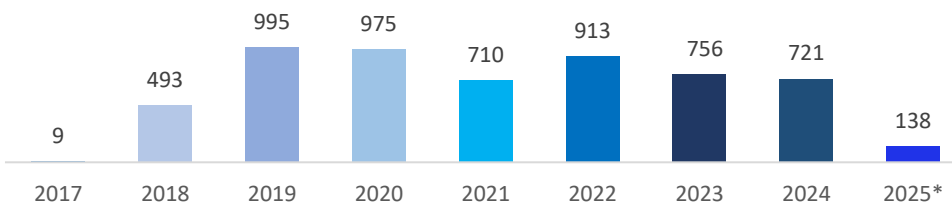
Total number of medical consultations in transit centres

208,171
2017 - 2025
2,606*
February 2025

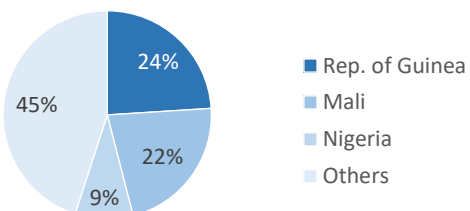


Total number of medical referrals from transit centers to other facilities

5,710
2017 - 2025
65*
February 2025



Main nationalities assisted at transit centers between 2016 and 2025



Provenance of migrants assisted in transit centers *

Provenance	2016	2017	2018	2019	2020	2021	2022	2023	2024	2025
Algeria Axis	40%	29%	72%	81%	81%	75%	82%	86%	70%	75%
Libya Axis	7%	13%	4%	17%	1%	2%	2%	2%	3%	3%
Others	53%	57%	24%	2%	18%	23%	16%	12%	27%	22%
Total	100%	100%	100%	100%	100%	100%	100%	100%	100%	100%

Algeria Axis: Assamaka/Arlit; Libya Axis: Dirkou; Others: Niamey Region



*New migrants profiled ---- **Last country/axis from which migrants come before entering transit centres.

FACTS PER PILLAR

2 Assistance to voluntary return

Migrants in distress are assisted in their voluntary return to their country and/or area of origin. The return is by land or air and includes assistance in obtaining their travel documents.



Total number of **non nigerien** and **nigerien** migrants assisted to voluntarily return to their country of origin between 2016-2025

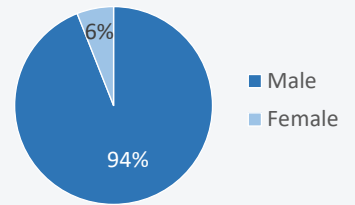
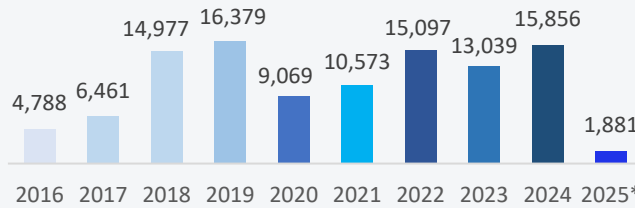
121,380



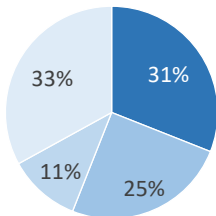
Total number of non-nigerien migrants returned to their countries of origin

Between 2017 and 2025

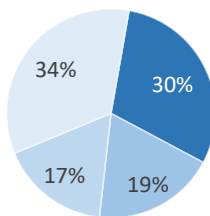
108,120
2016 - 2025
1,045*
February 2025



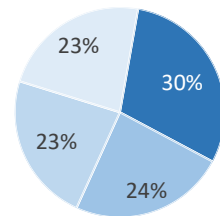
Percentage of non nigerien migrants assisted to voluntary return by nationality



2023
Rep. of Guinea
Mali
Nigeria
Others



2024
Rep. of Guinea
Mali
Nigeria
Others

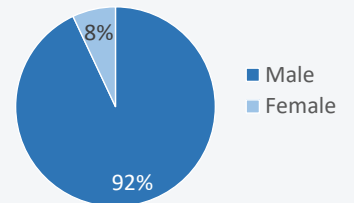
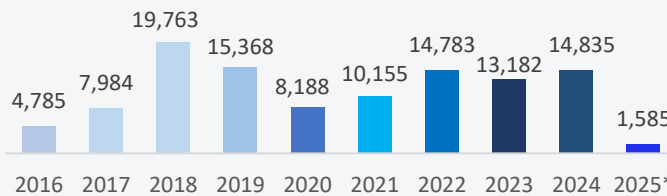


2025
Nigeria
Mali
Rep. of Guinea
Others

Total number of non nigerien migrants arriving at the transit centre without travel documents

Between 2016 and 2025

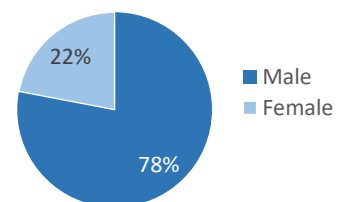
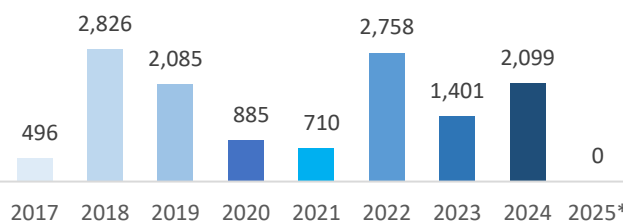
1,131*
February 2025



Total number of Nigerien migrants returned to Niger

Between 2017 and 2025

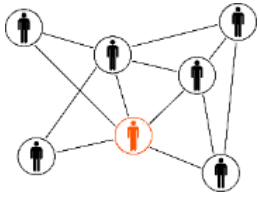
13,260
2017 - 2025
00*
Fébruary 2025



FACTS PER PILLAR

3 Reintegration assistance

Reintegration aims to address the economic, social and psychosocial needs of returning migrants and to promote the participation of returning communities in reintegration planning.



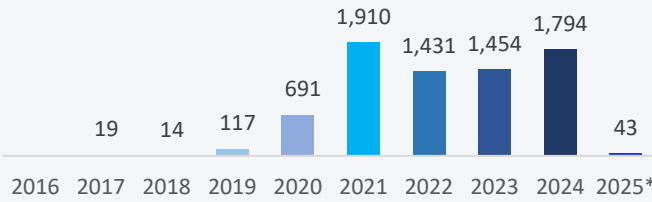
Total number of nigerien migrants reintegrated between 2017-2025

7,473

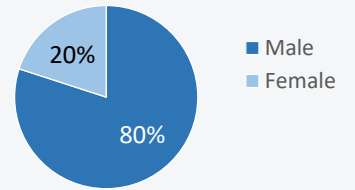


Total number of nigerien migrants reintegrated between 2017 and 2025

16*
February 2025



Between 2017 and 2025

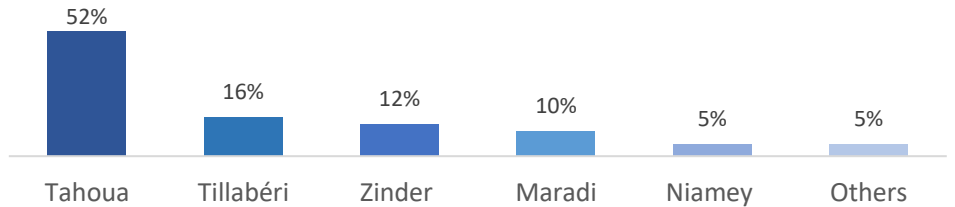


Total number of nigerien whose reintegration process is underway

918*
2025

40*
February 2025

% of Nigerien migrants reintegrated by region of origin between 2017 and 2025



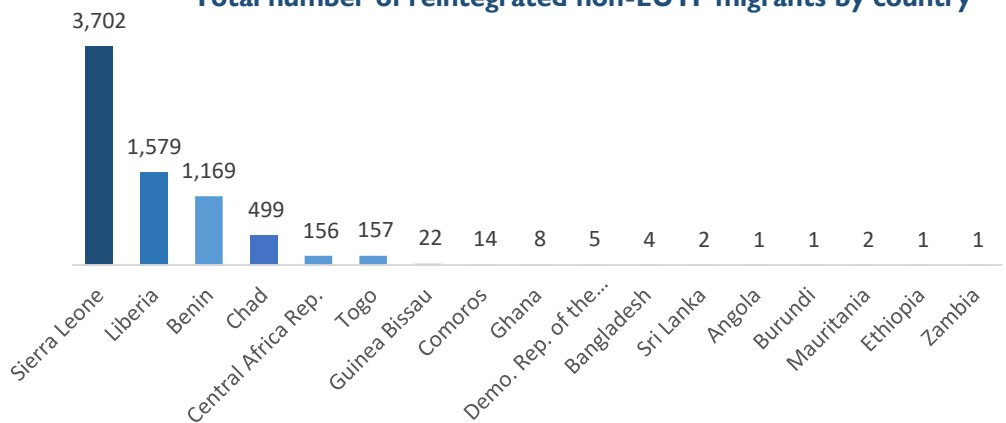
Total number of non-EUTF migrants reintegrated between 2017 and 2025

7,323

2017 - 2025

00*
February 2025

Total number of reintegrated non-EUTF migrants by country



FACTS PER PILLAR

4 Protection

The MRRM strengthens protection mechanisms for migrants along the main migration routes in Africa, while ensuring that their rights are respected and that they have access to basic services.

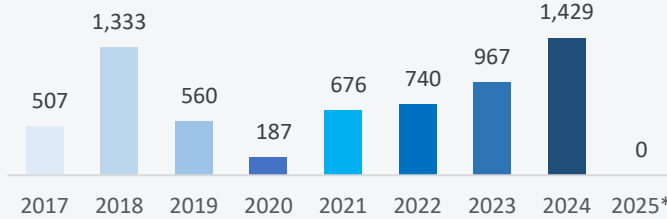


Total number of vulnerable migrants assisted between 2017 and 2025*

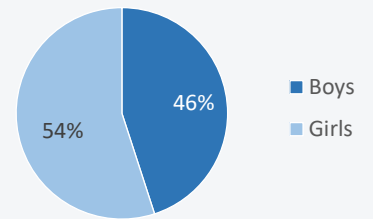
8,766



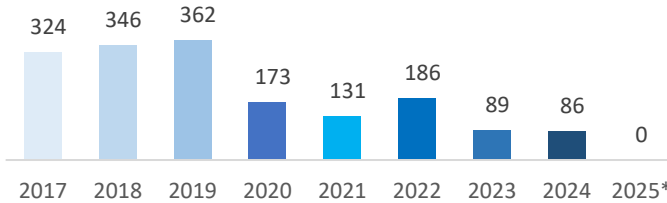
Total number of accompanied children assisted



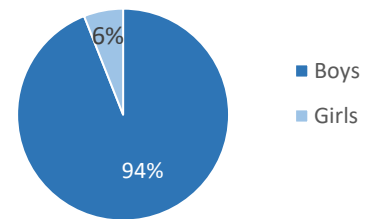
Between 2017 and 2025



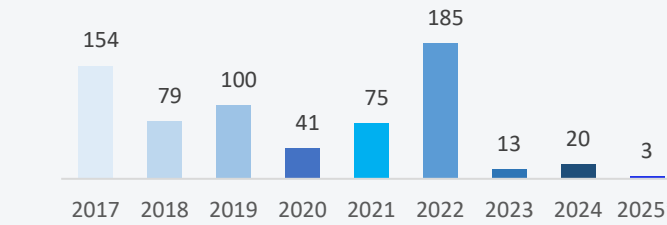
Total number of unaccompanied children assisted



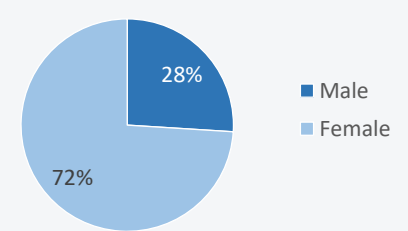
Between 2017 and 2025



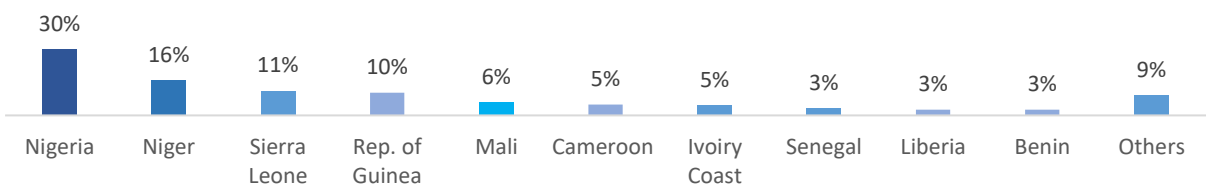
Total number of victims of trafficking assisted



Between 2017 and 2025



Percentage of vulnerable migrants assisted by nationality between 2017 and 2025



*Cumulative data of accompanied and unaccompanied children and victims of trafficking assisted in transit centres.

FACTS PER PILLAR

5 Protection / MHPSS (Suite)

The MRRM pays particular attention to strengthening the well-being of migrants and improving their mental health through mental health and psychosocial support (MHPSS) activities.

Total number of mental health activities carried out
Between 2019 and 2025



22,524



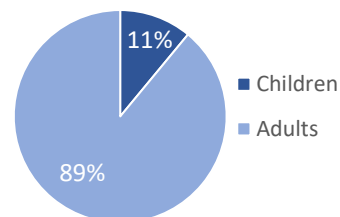
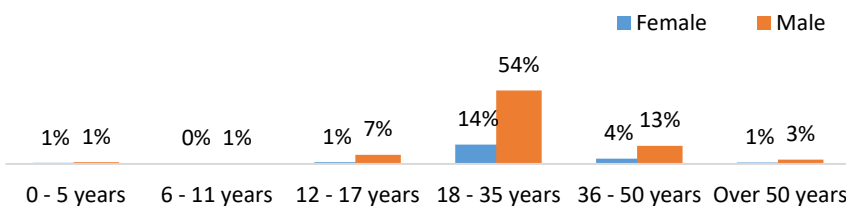
Total number of migrants receiving individual MHPSS support between 2020 and 2025

1,018

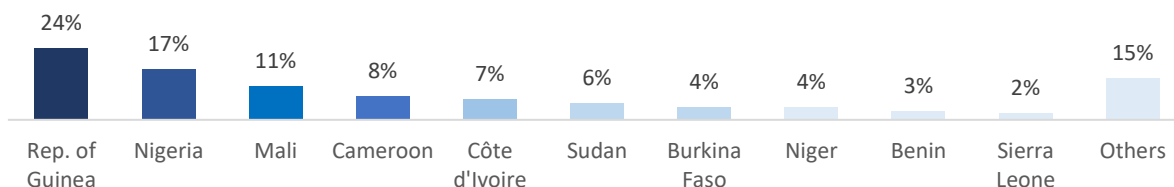
2020 - 2025

135*

February 2025



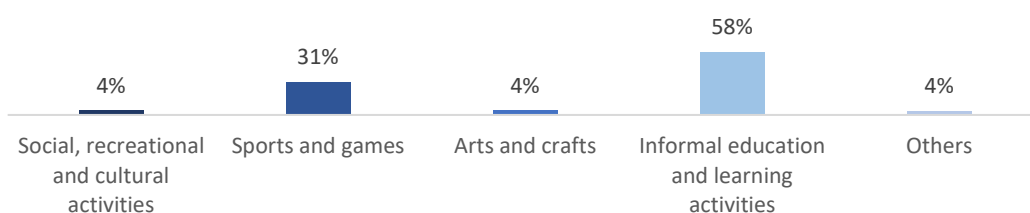
Main nationalities of migrants receiving individual MHPSS support



Total number of psychosocial support activities carried out
between 2019 and 2025

44,942

Breakdown of types of psychosocial support activities carried out during january



*Cumulative data for migrants receiving MHPSS support in transit centres.

FACTS PER PILLAR

6

Awareness raising

Awareness-raising activities on the risks of irregular migration and its alternatives are implemented through orientation offices (BEO) and community mobilizers (MobComs).



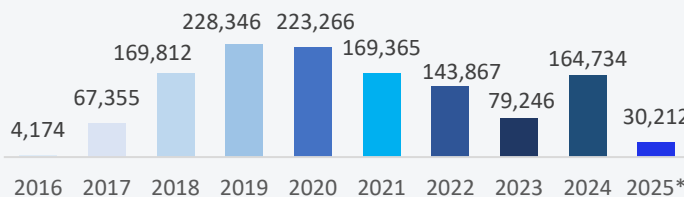
Total number of people sensitized on the risks of irregular migration between 2016 and 2025

1,280,377*

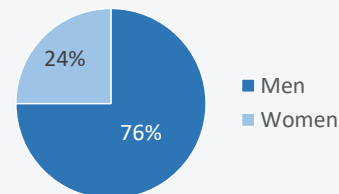


Total number of people sensitized on the risks of irregular migration*

17,285*
Fébruary 2025



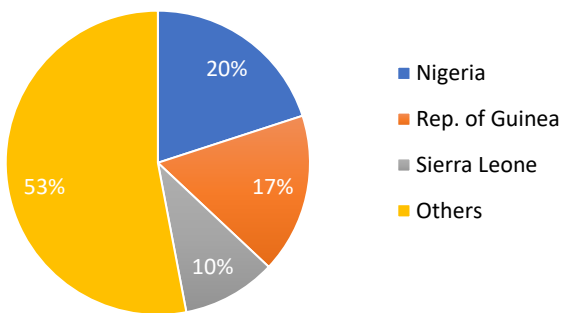
Between 2016 and 2025



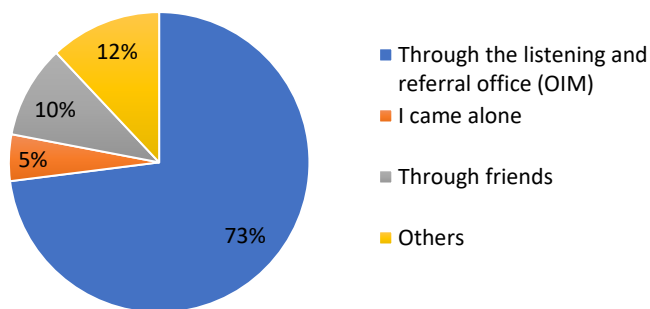
INDICATORS ON MIGRATORY ROUTES

Cumulative data from March 2022

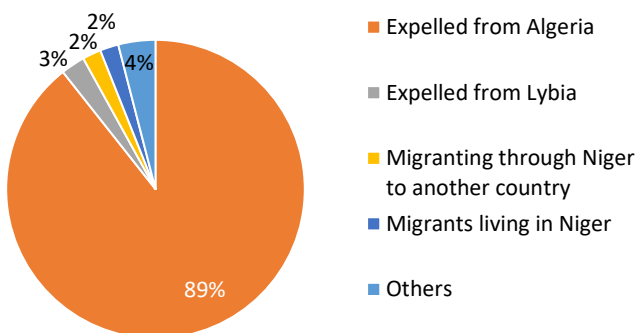
Migrants interviewed by nationality



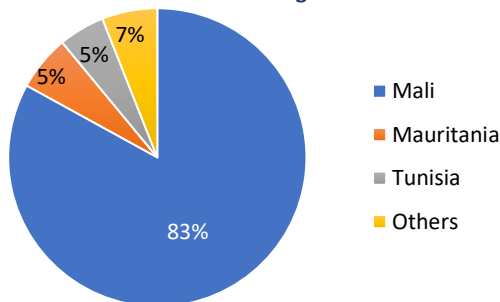
Who oriented you to this center for migrants ?



How the migrant arrived in Niger ?



What was the last country crossed to arrive in Algeria ?



Question asked to migrants arrived from Algeria



*Migrants and non-migrants sensitized in different places, including transit centres.

FACTS PER PILLAR

7 Search and Rescue

MRRM assists migrants in distress in the desert through reactive and proactive humanitarian search and rescue operations in the Agadez region.



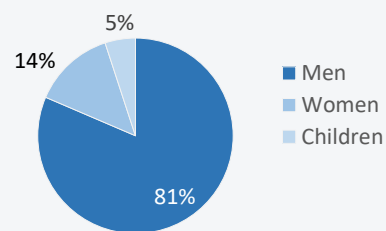
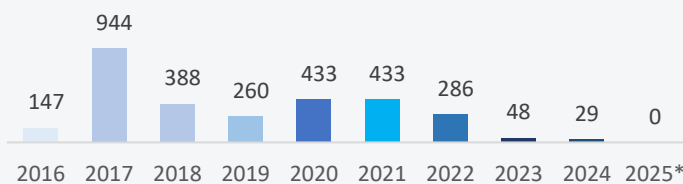
Number of people rescued in the search and rescue missions between 2016 and 2025

2,968

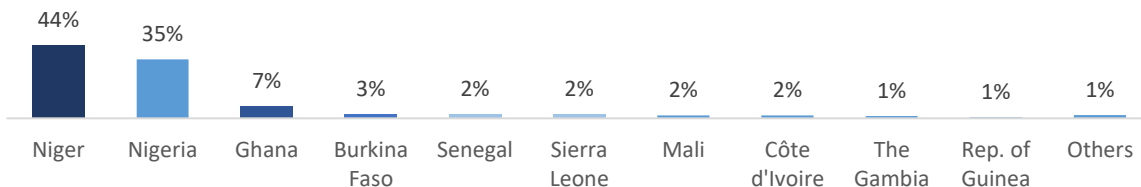


Total number of people rescued in the search and rescue missions

Between 2019 and 2025



Percentage of people rescued in the search and rescue missions by nationality between 2017 and 2025



*Migrants and non-migrants benefited from SAR operations in the desert.

FACTS PER PILLAR

8 Migratory flow monitoring

The MRRM, through focal points monitoring migratory flows in several areas of the country, observes migratory trends in order to better focus and structure its humanitarian actions.



**Total number of migrants
outgoing and incoming Niger
between 2016-2025**

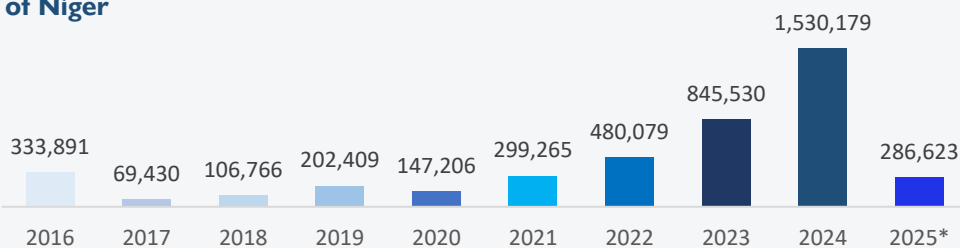
7,895,039



Total number of migrants outgoing of Niger

125,634*

February 2025



Total number of migrants incoming to Niger

85,542*

February 2025

