



FACTS AT A GLANCE

MRRM START IN NIGER

- 2015

ASSISTED MIGRANTS

- More than 86,500 migrants

PROFILE OF MIGRANTS

- 93 % men
- Average age : 25 years
- 6 % children < 18 years

PROTECTION

- More than 490 victims of trafficking assisted
- More than 1,420 unaccompanied children assisted

MEDICAL ASSISTANCE

- More than 127,700 medical consultations
- More than 3,500 referred to health structures

The **Migrant Response and Resources Mechanism (MRRM)** provides migrants with voluntary return assistance in safe and dignified conditions for those who wish to return to their country of origin. It also assists with sustainable reintegration for returned migrants..

This document provides a monthly overview of the main activities implemented by IOM Niger since 2015 within the framework of the Migrant Response and Resources Mechanism (MRRM).

MRRM is comprised of seven pillars :

- 1) Direct Assistance to migrants in transit,
- 2) Assistance with voluntary return,
- 3) Reintegration assistance,
- 4) Protection (children, women, victims of trafficking),
- 5) Awareness raising,
- 6) Search and rescue operations, and
- 7) Monitoring of migration flows.



The MRRM, in addition to facilitating the safe and dignified return of migrants to their areas of origin, works closely with IOM's Migration Governance Unit and Community Stabilization Programme to support the Nigerien government's efforts to develop a more effective approach to addressing migration challenges and to strengthen resilience, development and peace in the migrants' areas of origin.

The following pages will provide you with data and statistics of the most important MRRM indicators.

FACTS PER PILLAR

1 Direct assistance to migrants in transit

Direct assistance to migrants in transit is provided in IOM's seven transit centres. Assistance consists of: shelter, food, non-food kits, medical care, and psychosocial support.



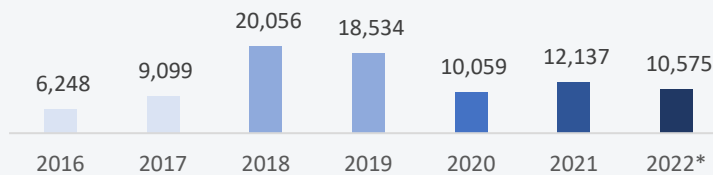
Total Number of migrants assisted
in transit centres between
2016 and 2022

86,708

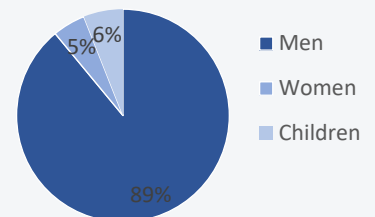


Total number of migrants assisted in 7 transit centres

2,268*
July 2022



Between 2016 et 2022

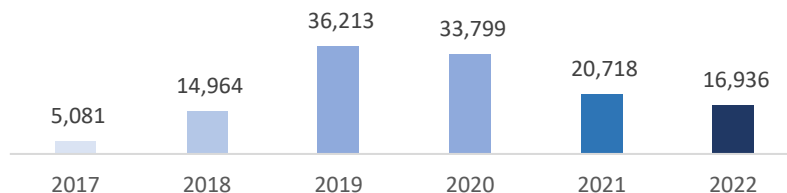


Total number of medical consultations in transit centres

121 929

2017 - 2022

3 014
July 2022



Total number of consultations with a psychologist in transit centres

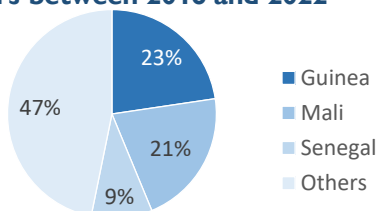
8 504

2019 - 2022

238
July 2022



Main nationalities assisted at transit centers between 2016 and 2022



Origin of migrants assisted in transit centers **

Origin	2016	2017	2018	2019	2020	2021	2022
Algeria Axis	40%	29%	72%	81%	81%	75%	85%
Libya Axis	7%	13%	4%	2%	1%	2%	1%
Others	53%	57%	24%	17%	18%	23%	14%
Total	100%	100%	100%	100%	100%	100%	100%

Algeria Axis: Assamaka/Arlit; Libya Axis: Dirkou; Others: Niamey region

FACTS PER PILLAR

2 Assistance to voluntary return

Migrants in distress are assisted in their voluntary return to their country and/or area of origin. The return is by land or air and includes assistance in obtaining their travel documents.



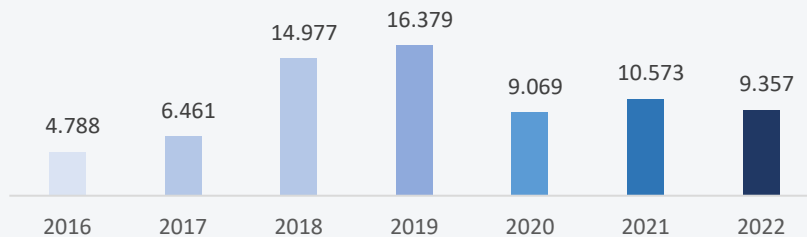
Total number of **non-Nigerien** and **Nigerien** migrants assisted with voluntary return to their countries of origin between 2016 and 2022

80,330

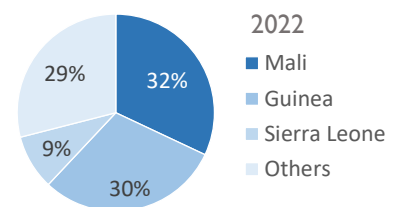
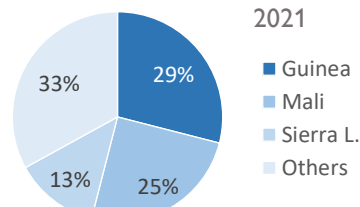
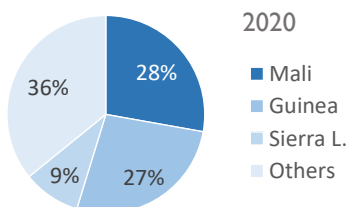


Total number of non-Nigerien migrants returned to their countries of origin

71,604
2016 - 2022
1,864
July 2022

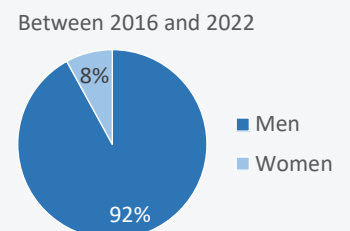
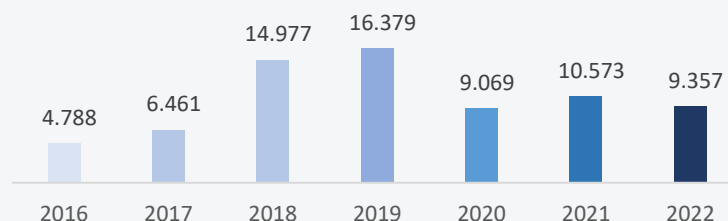


Percentage of non-Nigerien migrants assisted with voluntary return by nationality



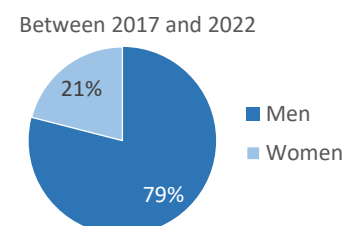
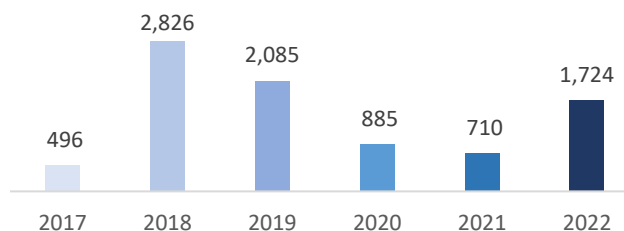
Total number of non-Nigerien migrants arriving at the transit centre without travel documents

1,985
July 2022



Total number of Nigerien migrants returned to Niger

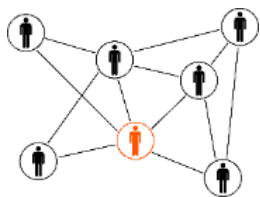
8,726
2017 - 2022
151
July 2022



FACTS PER PILLAR

3 Reintegration assistance

Reintegration aims to address the economic, social and psychosocial needs of returning migrants and to promote the participation of returning communities in reintegration planning.



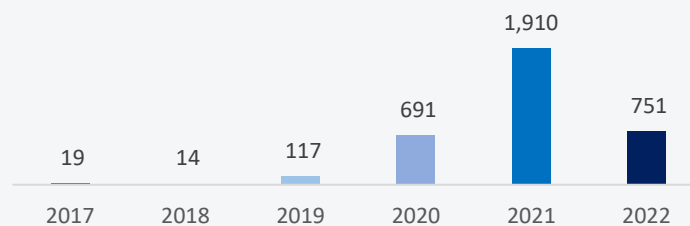
Total number of Nigerian migrants reintegrated between 2017-2022

3 502

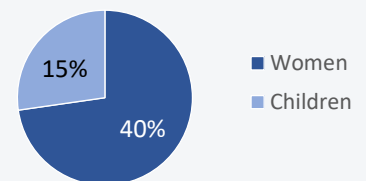


Total number of Nigerian migrants reintegrated between 2017 and 2022

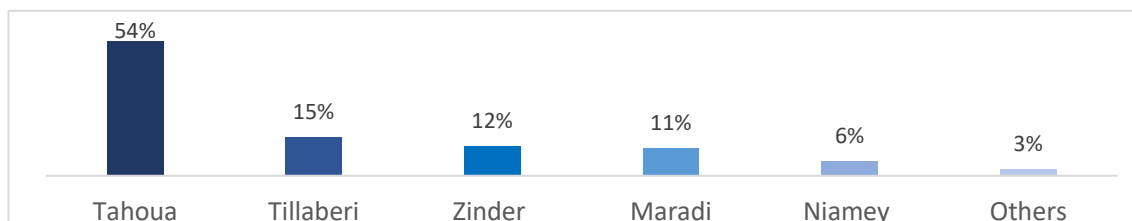
96
July 2022



Between 2017 and 2022



Percentage of Nigerian migrants reintegrated by region of origin between 2017 and 2022



FACTS PER PILLAR

4 Protection

The MRRM strengthens protection mechanisms for migrants along the main migration routes in Africa, while ensuring that their rights are respected and that they have access to basic services.

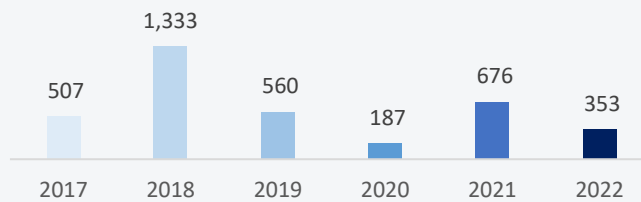


Total number of vulnerable migrants assisted between 2017 and 2022*

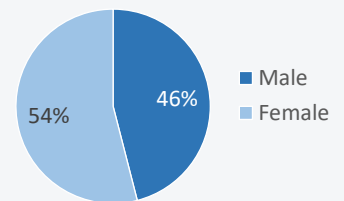
5,538



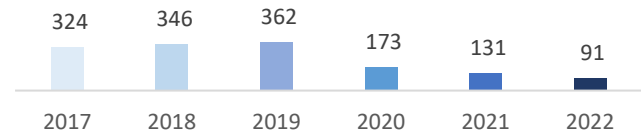
Total number of accompanied children assisted



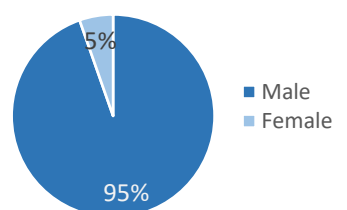
Between 2017 and 2022



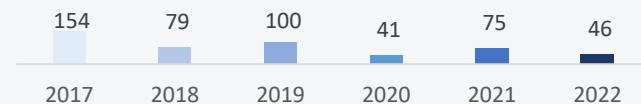
Total number of unaccompanied children assisted



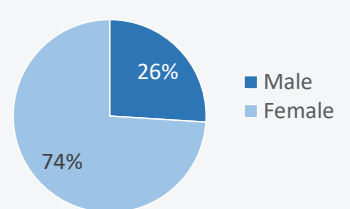
Between 2017 and 2022



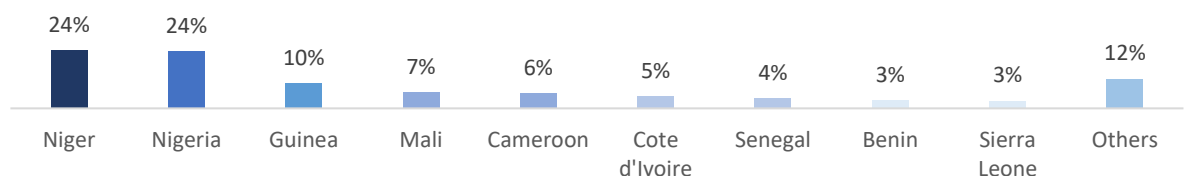
Total number of victims of trafficking assisted



Between 2017 and 2022



Percentage of vulnerable migrants assisted by nationality between 2017 and 2022



FACTS PER PILLAR

5 Awareness-raising

Awareness-raising activities on the risks of irregular migration and its alternatives are implemented through orientation offices (BEO) and community mobilizers (MobComs).



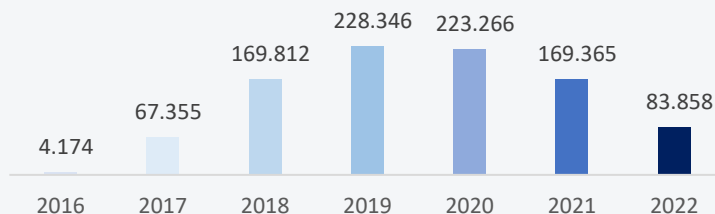
Total number of people sensitized on the risks of irregular migration between 2016 and 2022

946,176*

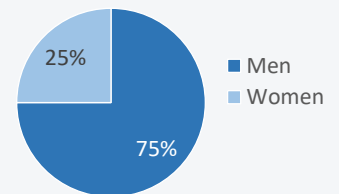


Total number of people sensitized on the risks of irregular migration*

8 095
July 2022



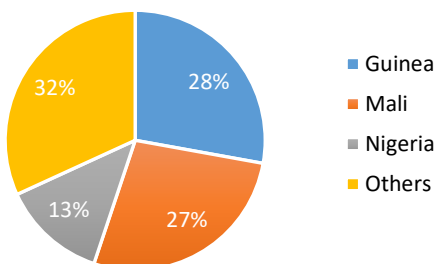
Between 2016 and 2022



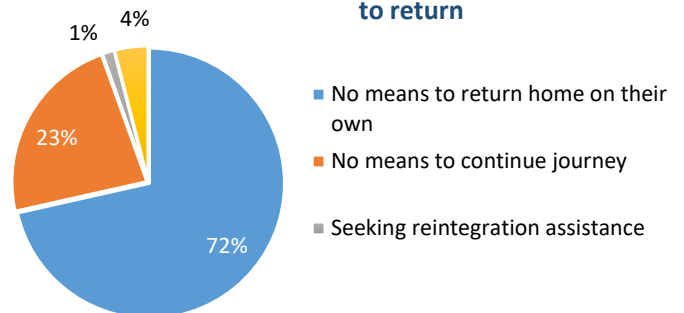
INDICATORS ON MIGRATION ROUTES

Cumulative data from March 2022

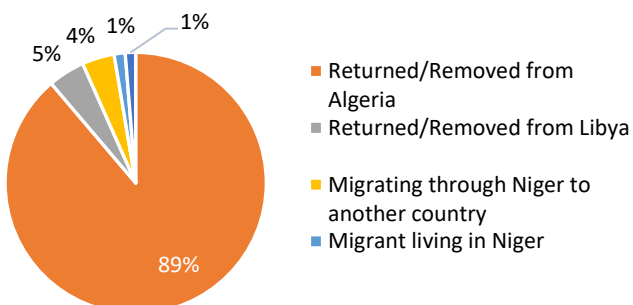
Migrants interviewed by nationality



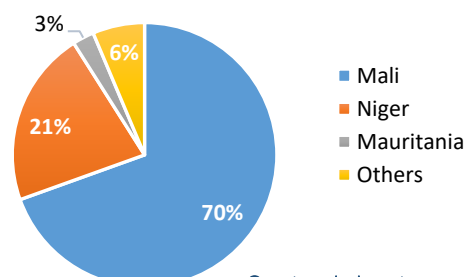
Main reasons migrants request IOM assistance to return



How the migrant arrived in Niger ?



What was the last country crossed to arrive in Algeria ?



Question asked to migrants expelled from Algeria

FACTS PER PILLAR

6 Search and Rescue

MRRM assists migrants in distress in the desert through reactive and proactive humanitarian search and rescue (SAR) operations in the Agadez region.



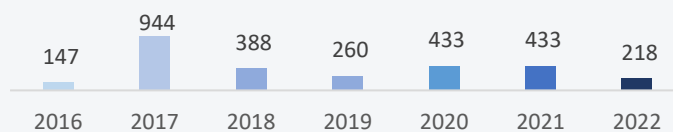
Number of people rescued
in SAR missions between
2016 and 2022

2,823

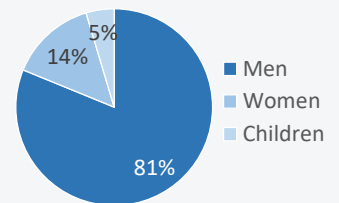


Total number of people rescued in SAR missions

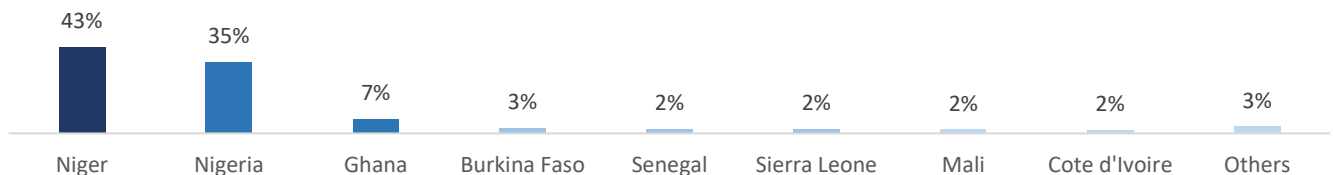
51
July 2022



Between 2019 and 2022



Percentage of people rescued in SAR missions by nationality between 2017 and 2022



FACTS PER PILLAR

7 Migration flow monitoring

The MRRM, through focal points monitoring migratory flows in several areas of the country, observes migratory trends in order to better focus and structure its humanitarian actions.



Total number of migrants
outgoing and incoming Niger
between 2017-2022

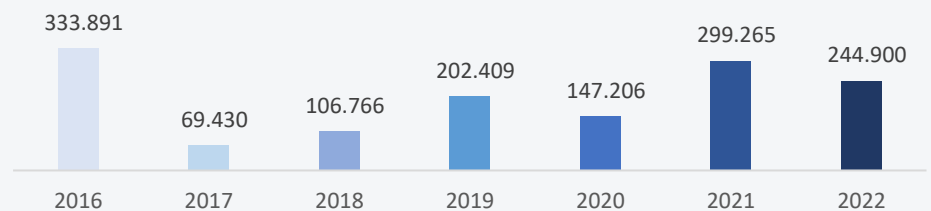
2,485,617



Total number of migrants observed in outgoing flow (departing Niger)

43,008

July 2022



Total number of migrants observed incoming (entering Niger)

34,514

July 2022

